

**FINANCE & INVESTMENT COMMITTEE MEETING
PASADENA CITY COLLEGE FOUNDATION
REGULAR BUSINESS MEETING
Thursday, October 29, 2020 | 4:00 p.m. Open Session
Pasadena City College
Zoom Conference: <https://cccconfer.zoom.us/j/98874672223>
1324 E. Green Street CDC 212, Pasadena, California 91106**

AGENDA

Notice: Members of the public may request the opportunity to address the Board regarding any item on the agenda. To do so, please complete a "Request to Address the Board" form and give it to the Board Secretary prior to the deliberation of the agenda item. Individual speakers are limited to five minutes; total audience participation on any agenda item is limited to thirty minutes.

I. CALL TO ORDER, ROLL CALL

II. OPEN SESSION (4:00 p.m.)

A. ANNOUNCEMENTS AND RECOGNITIONS

B. PUBLIC COMMENT ON NON-AGENDA ITEMS

The Brown Act prohibits the Board from discussing or taking action on any item not on the agenda.

C. CLIFFORD SWAN REPORT

Pg. 2..... 1. Quarterly Report

D. DISCUSSION ITEMS WITH POSSIBLE ACTION

Pg. 39..... 1. Approval of Minutes July 30, 2020 Meeting

E. REPORTS

Pg. 43..... 1. Financials

Pg. 71..... 2. Report of the subcommittee – Ad Hoc Investment committee (see attached)

III. ADJOURNMENT

FUTURE MEETING DATES

Thursday, February 4, 2021
4:00 p.m., Zoom Conference



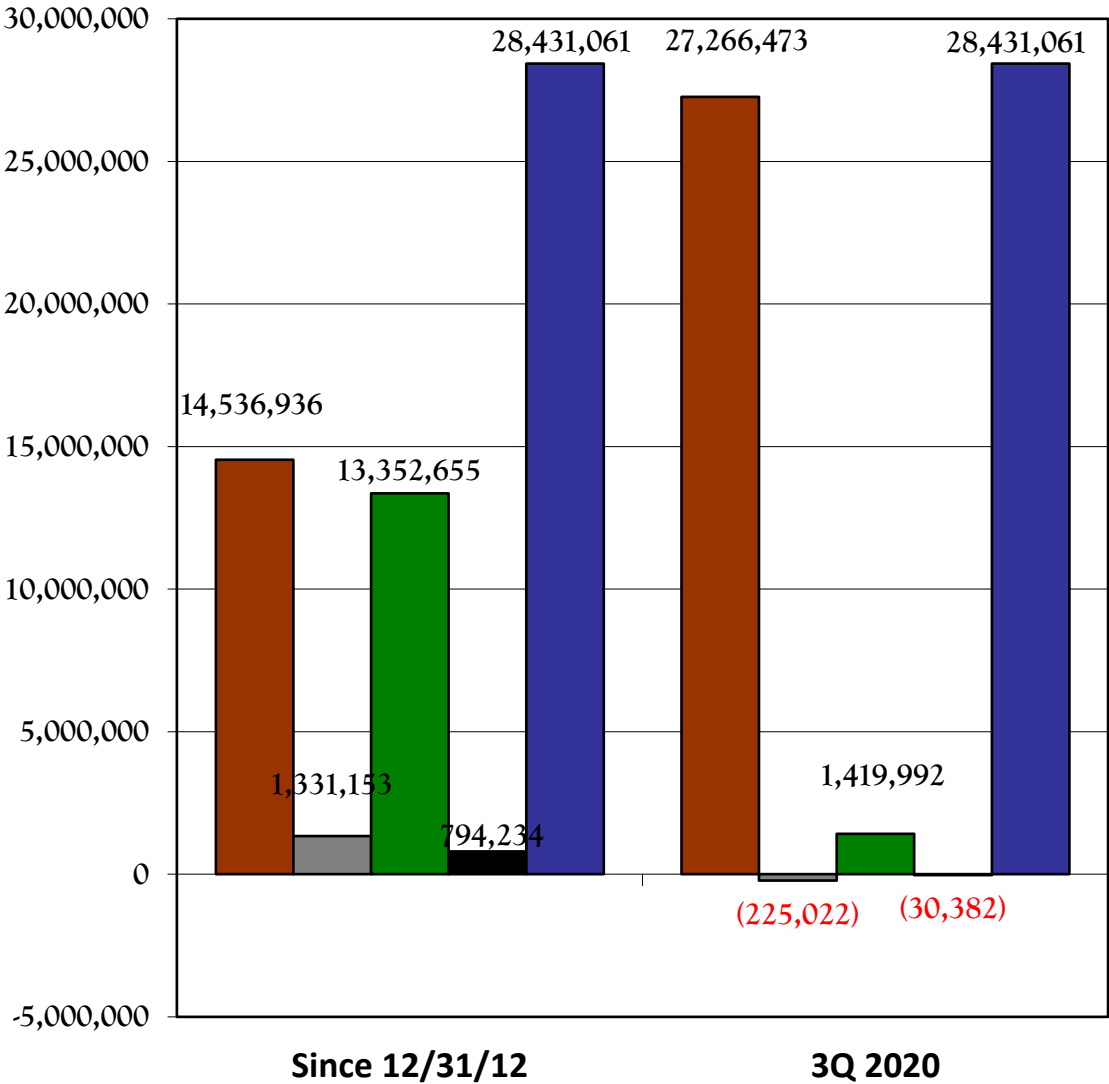
Pasadena City College Foundation, Inc.



Third Quarter

September 2020

RELATIONSHIP VALUE⁴



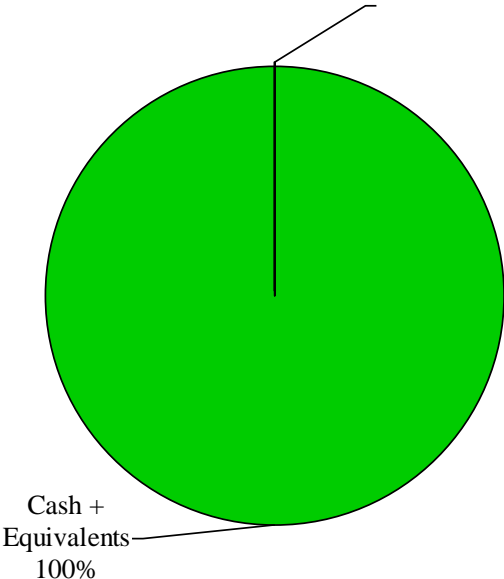
Market Value Reconciliation Through 9/30/2020

- Initial Value
- Contributions, Withdrawals & Expenses
- Int., Div'ds & Gains
- Management Fees
- Current Market Value

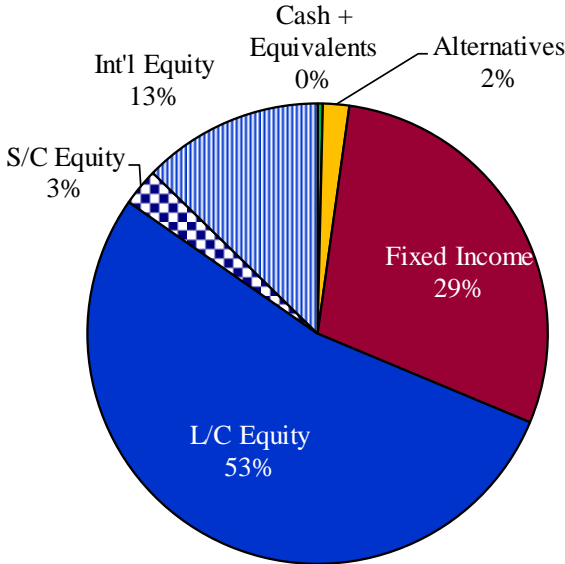
**Pasadena City College Foundation
Investment Funds**

Overall Total: \$28,577,487

**Short-Term Fund
\$245,595**



**Long-Term Fund
\$28,331,893**



Pasadena City College Foundation Inc. - Short Term

Portfolio Summary: September 30, 2020

Security Type	Total Cost	Market Value	Pct Assets	Est. Annual Income	Yield
<u>CASH AND EQUIVALENTS</u>					
Cash and Money Market Funds	245,594.51	245,594.51	100.0	24.56	0.0
	245,594.51	245,594.51	100.0	24.56	0.0
Total Portfolio	245,594.51	245,594.51	100.0	24.56	0.0
GRAND TOTAL	245,594.51	245,594.51	100.0	24.56	0.0

Pasadena City College Foundation Inc. - Short Term

Portfolio Holdings as of September 30, 2020

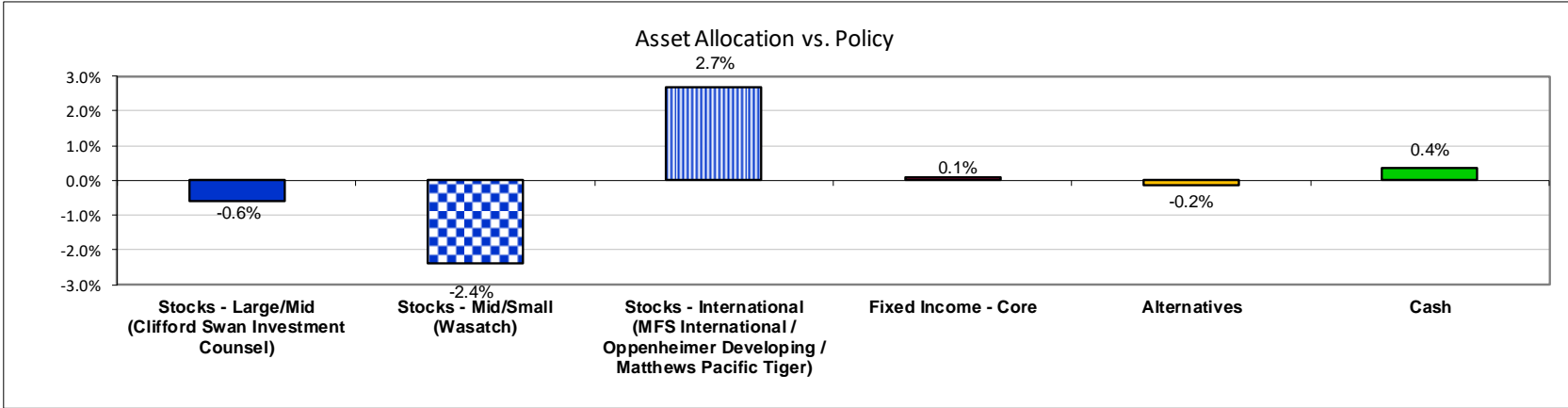
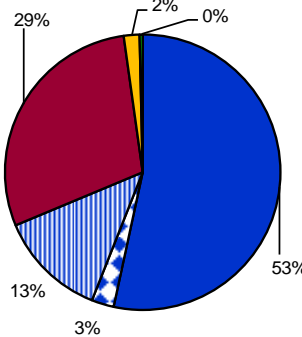
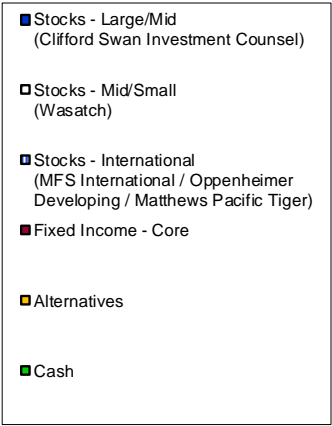
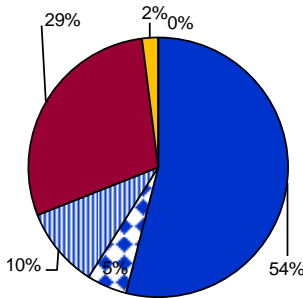
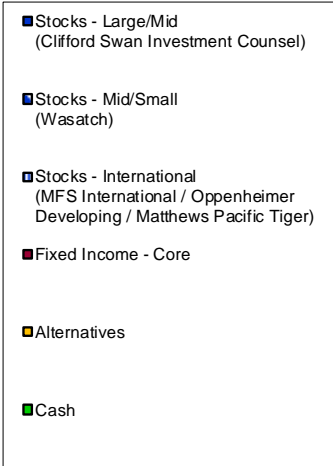
Quantity	Security	Effective Maturity	Unit Cost	Total Cost	Market Price	Market Value	Pct. Assets	Est. Annual Income	Yield
<u>CASH AND EQUIVALENTS</u>									
Cash and Money Market Funds									
	Schwab Govt Money Fund			245,594.51		245,594.51	100.0	24.56	0.0
CASH AND EQUIVALENTS SUBTOTAL				245,594.51		245,594.51	100.0	24.56	0.0
Total Portfolio				245,594.51		245,594.51	100.0	24.56	0.0
GRAND TOTAL				245,594.51		245,594.51	100.0	24.56	0.0

Pasadena City College Foundation - Long-term Fund

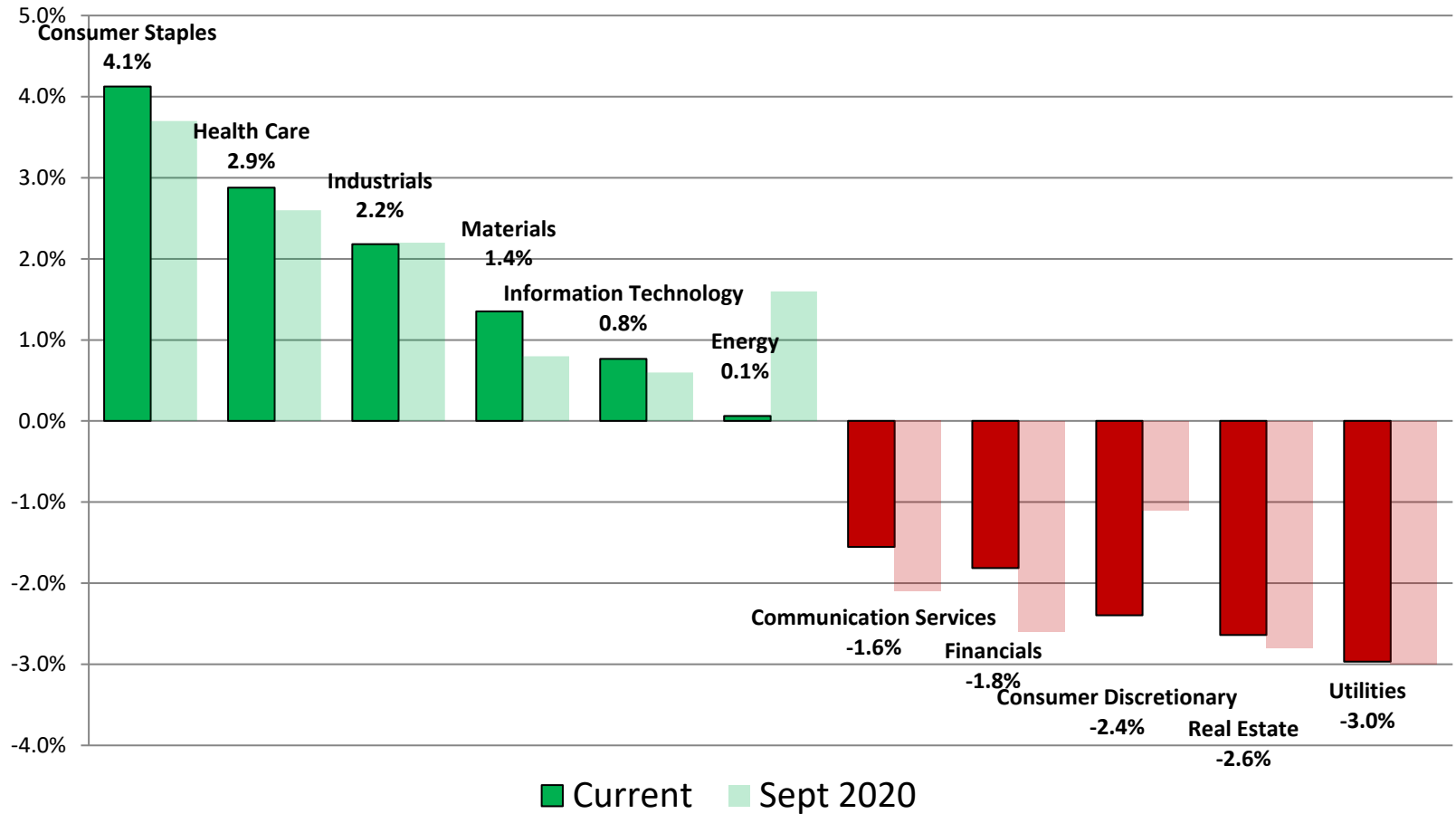
Asset Allocation vs. Policy
September 30, 2020

Targets

Actual



Sector Over/Under Weightings vs. S&P 500



Source: Thomson Reuters Eikon (9/30/20)

Long Term Portfolio - Fixed Income Characteristics – 9/30/2020

	PCC	Bloomberg Barclays Aggregate*
Duration	5.3	6.1

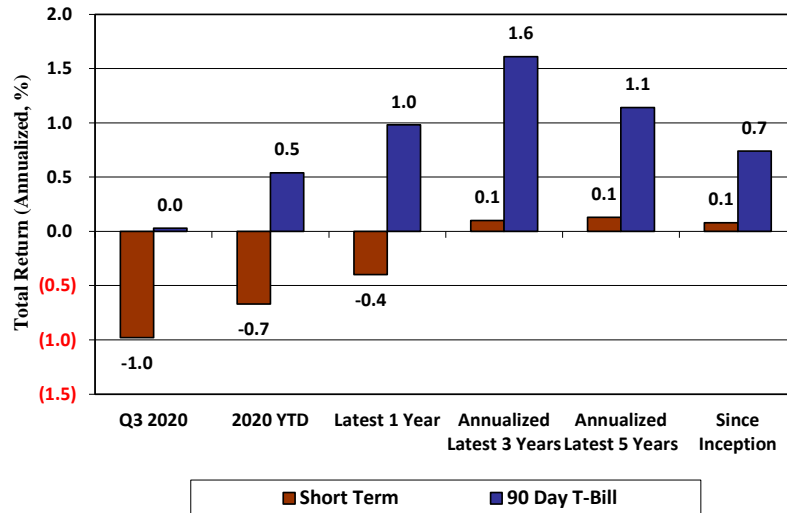
Sectors	PCC	Barclays Aggregate
Government	41%	39%
Corporate	31%	27%
Mortgage Backed/ASB	17%	29%
Municipal	11%	1%
Intl./Foreign Sovereigns	0%	4%

Credit Quality	PCC	Barclays Aggregate
Aaa/AAA	53%	67%
Aa/AA	13%	4%
A/A	17%	13%
Baa/BBB	12%	16%
Non – Investment Grade	0%	0%
ETFs / Mutual Funds**	5%	0%

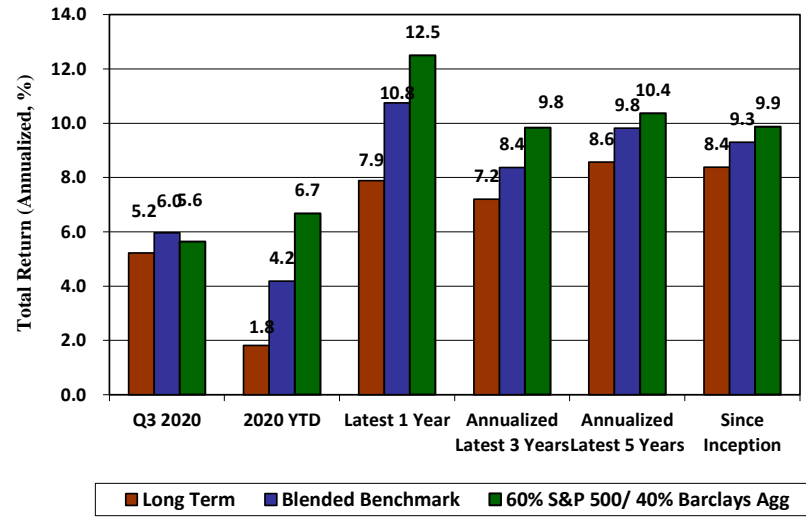
* Source: Barclays Risk Analytics

** CSIC Estimated Credit Ratings of non-U.S. Treasury & Agency Mutual Funds / ETFs (5% @ A-/BBB+)

Total Portfolio – Short Term
Annualized Total Return
September 30, 2020

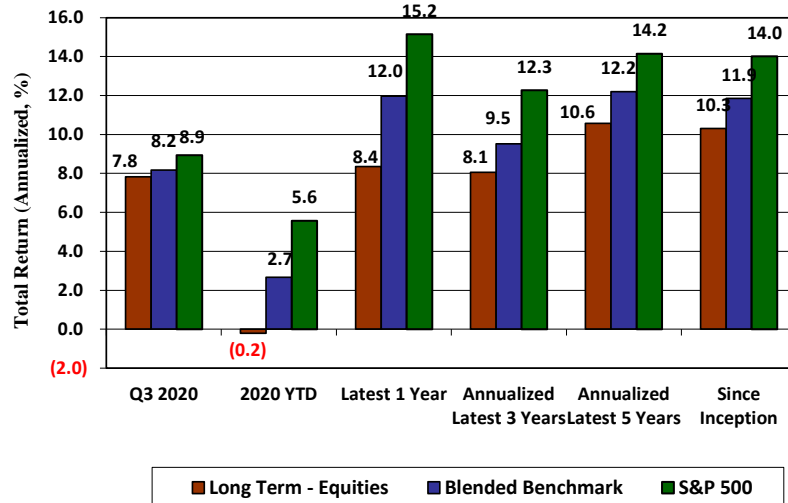


Total Portfolio – Long Term
Annualized Total Return
September 30, 2020

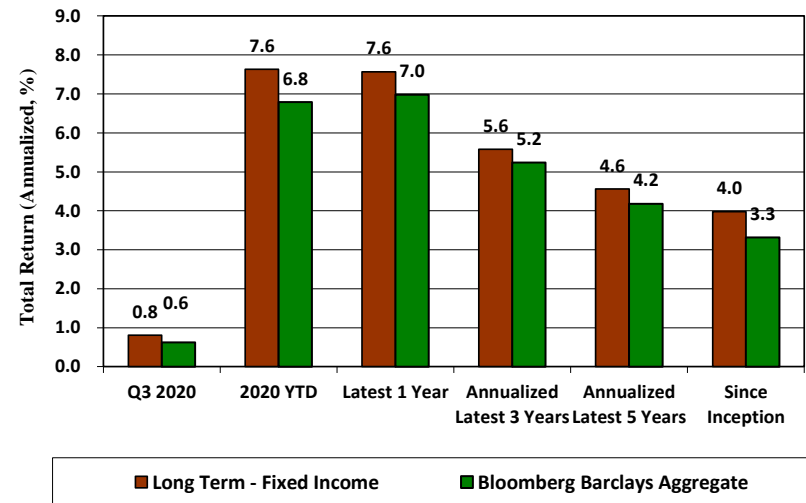


*Current Blended Market Index = 54% S&P 500 , 5% Russell 2000, 10% MSCI ACWI ex. U.S., 29% Barclays US Aggregate, 0% 90 Day T-Bill, 1% Bloomberg Barclays Commodity, 1% HFRI Fund of Funds Conservative (effective 2/28/18)

**Equity - Long Term
Annualized Total Return
September 30, 2020**

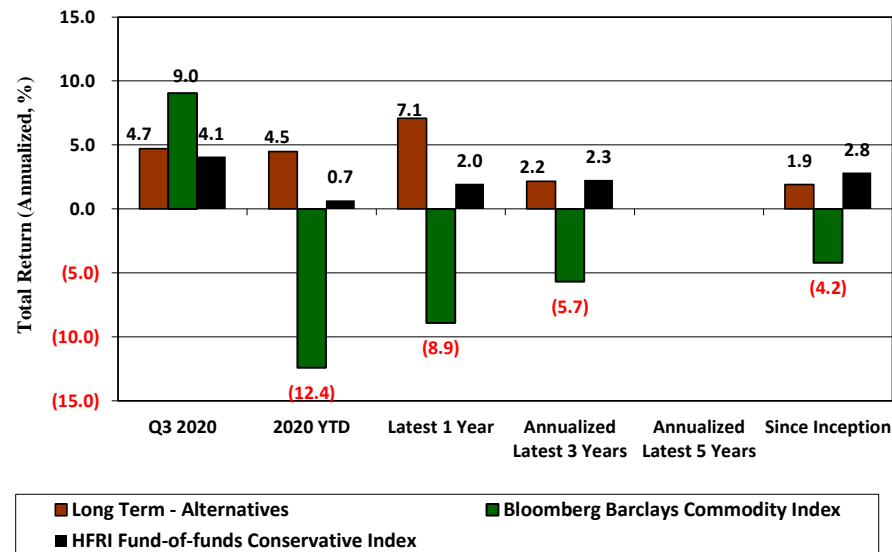


**Fixed Income - Long Term
Annualized Total Return
September 30, 2020**

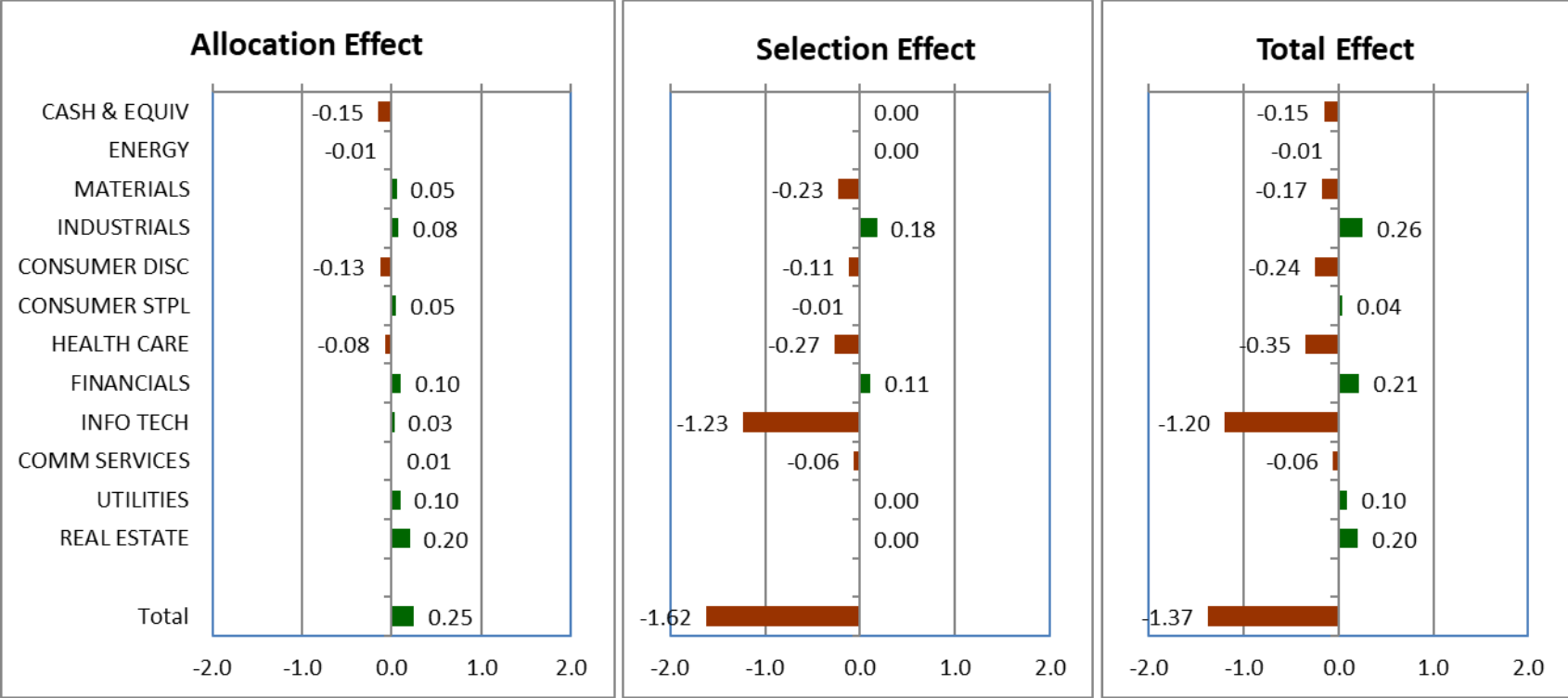


*Current Blended Market Index = 78.6% S&P 500, 7.1% Russell 2000, 14.3% MSCI ACWI ex. U.S.

**Alternatives - Long Term
Annualized Total Return
September 30, 2020**



Long Term Portfolio
Individual Security - Attribution Analysis
(2020 Q3)



Source: Thomson Reuters Eikon

PASADENA CITY COLLEGE FOUNDATION, INC. - LONG TERM

Portfolio Summary: September 30, 2020

Security Type	Total Cost	Market Value	Pct Assets	Est. Annual Income	Yield
<u>CASH AND EQUIVALENTS</u>					
Cash and Money Market Funds	363,453.85	363,453.85	1.3	36.35	0.0
	<u>363,453.85</u>	<u>363,453.85</u>	1.3	36.35	0.0
<u>FIXED INCOME - TAXABLE</u>					
U.S. Treasury Notes & Bonds	2,529,626.95	3,065,406.20	10.8	67,562.50	2.2
Federal Agencies	301,980.43	342,939.58	1.2	9,377.50	2.7
FHLMC	517.72	546.24	0.0	25.29	4.6
FNMA	457,438.63	490,186.13	1.7	14,120.02	2.9
GNMA	126,147.14	129,808.03	0.5	2,568.14	2.0
Municipal Bonds (Taxable)	838,787.57	837,993.50	3.0	36,031.10	4.3
Corporate Bonds	1,944,018.96	1,958,510.86	6.9	68,259.10	3.5
Corp Bond - Adj/Var-Rate	605,803.66	603,880.80	2.1	6,403.88	1.1
Fixed Income Mutual Funds - Taxable	433,230.25	415,346.54	1.5	14,870.60	3.6
Fixed Income ETFs & Closed-End Fds - Taxable	405,213.28	403,104.00	1.4	9,496.50	2.4
	<u>7,642,764.59</u>	<u>8,247,721.88</u>	29.1	228,714.64	2.8
<u>EQUITIES</u>					
Int'l Equity Mutual Funds	2,852,763.58	3,597,243.71	12.7	27,132.44	0.8
Equity ETFs & Closed-End Funds	349,087.81	368,075.43	1.3	6,203.16	1.7
Equity Mutual Funds	342,785.92	374,419.50	1.3	0.00	0.0
Common Stock					
ENERGY	738,379.50	432,442.20	1.5	22,603.86	5.2
MATERIALS	639,046.29	552,165.00	1.9	10,860.00	2.0

PASADENA CITY COLLEGE FOUNDATION, INC. - LONG TERM

Portfolio Summary: September 30, 2020

Security Type	Total Cost	Market Value	Pct Assets	Est. Annual Income	Yield
INDUSTRIALS	1,213,619.91	1,589,928.78	5.6	33,488.24	2.1
CONSUMER DISCRETIONARY	757,350.56	1,489,648.92	5.3	24,331.80	1.6
CONSUMER STAPLES	1,023,918.42	1,615,112.86	5.7	33,458.96	2.1
HEALTH CARE	1,600,522.44	2,476,117.87	8.7	52,523.16	2.1
FINANCIALS	964,430.57	1,178,706.29	4.2	21,779.04	1.8
INFORMATION TECHNOLOGY	1,692,625.83	4,220,636.72	14.9	64,182.10	1.5
COMMUNICATION SERVICES	1,106,161.85	1,302,335.64	4.6	2,075.38	0.2
	9,736,055.37	14,857,094.28	52.4	265,302.54	1.8
Warrants	4,319.00	864.00	0.0		
	13,285,011.68	19,197,696.91	67.8	298,638.14	1.6
OTHER					
Alternatives	521,348.66	523,020.01	1.8	3,151.26	0.6
	521,348.66	523,020.01	1.8	3,151.26	0.6
Total Portfolio	21,812,578.77	28,331,892.66	100.0	530,540.39	1.9
GRAND TOTAL	21,812,578.77	28,331,892.66	100.0	530,540.39	1.9

PASADENA CITY COLLEGE FOUNDATION, INC. - LONG TERM

Portfolio Holdings as of September 30, 2020

Quantity	Security	Effective Maturity	Bond Rating		Unit Cost	Total Cost	Market Price	Market Value	Pct. Assets	Est. Annual Income	Yield
			Moody	S & P							
CASH AND EQUIVALENTS											
Cash and Money Market Funds											
	Charles Schwab Bank Deposit Accounts					363,453.85		363,453.85	1.3	36.35	0.0
CASH AND EQUIVALENTS SUBTOTAL						363,453.85		363,453.85	1.3	36.35	0.0
FIXED INCOME - TAXABLE											
U.S. Treasury Notes & Bonds											
1,000,000	U.S. Treasury Note 2.375% Due 05-15-27	05-15-27	Aaa	AA+	96.31	963,125.00	112.72	1,127,187.50	4.0	23,750.00	2.1
1,000,000	U.S. Treasury Note 2.250% Due 11-15-27	11-15-27	Aaa	AA+	93.79	937,890.62	112.42	1,124,218.70	4.0	22,500.00	2.0
550,000	U.S. Treasury Bond 3.875% Due 08-15-40	08-15-40	Aaa	AA+	114.29	628,611.33	148.00	814,000.00	2.9	21,312.50	2.6
						2,529,626.95		3,065,406.20	10.8	67,562.50	2.2
Federal Agencies											
275,000	Federal Farm Credit Bank 3.410% Due 03-20-35	03-20-35	Aaa	AA+	109.81	301,980.43	124.71	342,939.58	1.2	9,377.50	2.7
FHLMC											
240.990	FHLMC #GO4913 5.000% Due 03-01-38	03-01-38	Aaa	AA+	107.03	257.93	112.85	271.97	0.0	12.05	4.4

PASADENA CITY COLLEGE FOUNDATION, INC. - LONG TERM

Portfolio Holdings as of September 30, 2020

Quantity	Security	Effective Maturity	Bond Rating		Unit Cost	Total Cost	Market Price	Market Value	Pct. Assets	Est. Annual Income	Yield
			Moody	S & P							
240.699	FHLMC #G04688 5.500% Due 09-01-38	09-01-38	Aaa	AA+	107.93	259.79	113.95	274.27	0.0	13.24	4.8
						517.72		546.24	0.0	25.29	4.6
FNMA											
135,462.370	FNMA Pool #AM8987 2.790% Due 06-01-27	06-01-27	Aaa	AA+	102.27	138,531.45	111.24	150,684.94	0.5	3,779.40	2.5
210,643.840	FNMA Pool #AN7577 3.190% Due 12-01-27	12-01-27	Aaa	AA+	104.26	219,613.02	112.61	237,204.20	0.8	6,719.54	2.8
5,926.709	FNMA #735676 5.000% Due 07-01-35	07-01-35	Aaa	AA+	107.55	6,374.00	113.16	6,706.64	0.0	296.34	4.4
6,726.053	FNMA #745343 5.500% Due 03-01-36	03-01-36	Aaa	AA+	108.69	7,310.41	116.50	7,835.72	0.0	369.93	4.7
9,999.253	FNMA #AB4115 4.000% Due 12-01-41	12-01-41	Aaa	AA+	105.72	10,571.11	109.96	10,995.48	0.0	399.97	3.6
12,017.528	FNMA #AB4297 3.500% Due 01-01-42	01-01-42	Aaa	AA+	103.11	12,391.15	107.63	12,934.76	0.0	420.61	3.3
19,030.253	FNMA #AL1948 4.000% Due 01-01-42	01-01-42	Aaa	AA+	109.33	20,805.39	111.07	21,136.01	0.1	761.21	3.6
10,202.066	FNMA #AB5468 3.500% Due 06-01-42	06-01-42	Aaa	AA+	104.97	10,709.01	107.63	10,980.76	0.0	357.07	3.3
8,023.836	FNMA #AB5670 3.500% Due 07-01-42	07-01-42	Aaa	AA+	107.19	8,600.59	108.02	8,667.68	0.0	280.83	3.2

PASADENA CITY COLLEGE FOUNDATION, INC. - LONG TERM

Portfolio Holdings as of September 30, 2020

Quantity	Security	Effective Maturity	Bond Rating		Unit Cost	Total Cost	Market Price	Market Value	Pct. Assets	Est. Annual Income	Yield
			Moody	S & P							
21,003.252	FNMA #AP0495 3.500% Due 08-01-42	08-01-42	Aaa	AA+	107.28	22,532.50	109.70	23,039.93	0.1	735.11	3.2
						457,438.63		490,186.13	1.7	14,120.02	2.9
GNMA											
128,407.110	GNMA GNR 2013-118 AB 2.000% Due 06-16-36	06-16-36			98.24	126,147.14	101.09	129,808.03	0.5	2,568.14	2.0
Municipal Bonds (Taxable)											
25,000	Univ Enterprises Inc(CSU Sacto/Natl Re)Taxable Sink date 10-1-16 @100 5.250% Due 10-01-20	10-01-20			98.02	24,504.50	100.00	25,000.00	0.1	1,312.50	5.3
140,000	New Jersey St Econ Dev Auth Lse Rev Ser B (Taxable/POB/AGM Insd) 0.000% Due 02-15-21	02-15-21	A2	AA	76.01	106,418.00	99.77	139,678.00	0.5	0.00	0.0
100,000	Hawaiian Gardens CA RDA Taxable (BAM INSD) 2.714% Due 12-01-23	12-01-23		AA	105.43	105,428.00	106.21	106,210.00	0.4	2,714.00	2.6
100,000	San Jose CA Arpt Rev Taxable - Ser B (AGM INSD) Call 3-1-21 @100 5.580% Due 03-01-24	03-01-24	A2	AA	109.63	109,626.00	101.91	101,905.00	0.4	5,580.00	5.5

PASADENA CITY COLLEGE FOUNDATION, INC. - LONG TERM

Portfolio Holdings as of September 30, 2020

Quantity	Security	Effective Maturity	Bond Rating		Unit Cost	Total Cost	Market Price	Market Value	Pct. Assets	Est. Annual Income	Yield
			Moody	S & P							
100,000	Glendale CA Redev Agy Sub Cent Glendale Redev Proj (Taxable) 8.350% Due 12-01-24	12-01-24		A+	125.17	125,168.00	123.54	123,540.00	0.4	8,350.00	6.8
150,000	CA State G.O. Taxable (AGM INSD) Call 11-1-20 @100 7.700% Due 11-01-30	11-01-30	Aa2	AA	124.41	186,616.50	100.57	150,861.00	0.5	11,550.00	7.7
170,000	Texas St TXBL Ref Public Fin Auth Ser C G.O. Call 10-01-2025 @100 3.838% Due 10-01-32	10-01-32	Aaa	AAA	106.49	181,026.57	112.24	190,799.50	0.7	6,524.60	3.4
						838,787.57		837,993.50	3.0	36,031.10	4.3
Corporate Bonds											
150,000	NV Energy Inc (BRK SUB) 6.250% Due 11-15-20	11-15-20	Baa2	A-	106.56	159,840.00	100.64	150,960.90	0.5	9,375.00	6.2
100,000	Lowe's Companies Inc Call 1-15-21 @100 3.750% Due 04-15-21	04-15-21	Baa1	BBB+	103.65	103,652.00	100.99	100,994.50	0.4	3,750.00	3.7
45,000	Caterpillar Inc 3.900% Due 05-27-21	05-27-21	A2	A	111.45	50,153.85	102.37	46,065.78	0.2	1,755.00	3.8

PASADENA CITY COLLEGE FOUNDATION, INC. - LONG TERM

Portfolio Holdings as of September 30, 2020

Quantity	Security	Effective Maturity	Bond Rating		Unit Cost	Total Cost	Market Price	Market Value	Pct. Assets	Est. Annual Income	Yield
			Moody	S & P							
175,000	Lam Research Corp Call 06-15-21 @ 100 2.800% Due 06-15-21	06-15-21	A3	A-	101.22	177,141.64	101.58	177,771.48	0.6	4,900.00	2.8
125,000	Lincoln Nat'l Corp 4.200% Due 03-15-22	03-15-22	Baa1	A-	104.38	130,480.00	105.29	131,616.63	0.5	5,250.00	4.0
160,000	Memorial Health Services 3.496% Due 05-01-22	05-01-22		AA-	103.01	164,819.07	104.91	167,856.96	0.6	5,593.60	3.3
100,000	Ryder System Inc. 2.875% Due 06-01-22	06-01-22	Baa2	BBB	101.37	101,367.00	103.52	103,517.90	0.4	2,875.00	2.8
150,000	Principal Financial GP 3.300% Due 09-15-22	09-15-22	Baa1	A-	105.44	158,157.45	105.27	157,903.50	0.6	4,950.00	3.1
225,000	Allergan Finance LLC (ABBV sub) Call 7-1-22 3.250% Due 10-01-22	10-01-22			102.83	231,374.85	102.67	231,001.88	0.8	7,312.50	3.2
100,000	Dignity Health 3.125% Due 11-01-22	11-01-22	Baa1	BBB+	91.64	91,641.00	103.35	103,347.10	0.4	3,125.00	3.0
125,000	Anheuser-Busch Inbev Fin 2.625% Due 01-17-23	01-17-23	Baa1	BBB+	99.71	124,643.00	104.94	131,172.88	0.5	3,281.25	2.5
44,000	CVS Health Corp 3.700% Due 03-09-23	03-09-23	Baa2	BBB	103.99	45,754.20	106.96	47,060.20	0.2	1,628.00	3.5
225,000	Oracle Corp 3.625% Due 07-15-23	07-15-23	A3	A+	108.78	244,764.90	108.62	244,384.88	0.9	8,156.25	3.3

PASADENA CITY COLLEGE FOUNDATION, INC. - LONG TERM

Portfolio Holdings as of September 30, 2020

Quantity	Security	Effective Maturity	Bond Rating		Unit Cost	Total Cost	Market Price	Market Value	Pct. Assets	Est. Annual Income	Yield
			Moody	S & P							
150,000	DuPont de Nemours Call 10-15-23 @ 100 4.205% Due 11-15-23	11-15-23	Baa1	BBB+	106.82	160,230.00	109.90	164,856.30	0.6	6,307.50	3.8
						1,944,018.96		1,958,510.87	6.9	68,259.10	3.5
Corp Bond - Adj/Var-Rate											
325,000	America Honda Finance FRN 0.668% Due 09-08-23	09-08-23	A3	A-	100.10	325,322.34	100.13	325,419.67	1.1	2,170.97	0.7
150,000	Morgan Stanley FRN Call 10-24-2022 @100 1.664% Due 10-24-23	10-24-23	A2	BBB+	102.30	153,456.17	101.24	151,860.75	0.5	2,495.25	1.6
125,000	Dupont de Nemours Inc. FRN 1.390% Due 11-15-23	11-15-23	Baa1	BBB+	101.62	127,025.15	101.28	126,600.38	0.4	1,737.66	1.4
						605,803.66		603,880.80	2.1	6,403.88	1.1
Fixed Income Mutual Funds - Taxable											
38,672.862	DoubleLine Total Return Bond Fund CI I				11.20	433,230.25	10.74	415,346.54	1.5	14,870.60	3.6
Fixed Income ETFs & Closed-End Fds - Taxable											
7,800	First Trust Low Duration Opportunities ETF				51.95	405,213.28	51.68	403,104.00	1.4	9,496.50	2.4
FIXED INCOME - TAXABLE SUBTOTAL						7,642,764.59		8,247,721.88	29.1	228,714.64	2.8

PASADENA CITY COLLEGE FOUNDATION, INC. - LONG TERM

Portfolio Holdings as of September 30, 2020

Quantity	Security	Effective Maturity	Bond Rating		Unit Cost	Total Cost	Market Price	Market Value	Pct. Assets	Est. Annual Income	Yield
			Moody	S & P							
EQUITIES											
Int'l Equity Mutual Funds											
23,003.693	Invesco Oppenheimer Developing Markets Fund Y				36.51	839,826.01	45.04	1,036,086.33	3.7	5,456.48	0.5
23,408.971	Matthews Pacific Tiger Fund Instl				24.88	582,502.59	31.02	726,146.28	2.6	4,559.37	0.6
35,072.842	MFS International Intrinsic Value Fund -I				40.78	1,430,434.98	52.32	1,835,011.09	6.5	17,116.60	0.9
						<u>2,852,763.58</u>		<u>3,597,243.71</u>	<u>12.7</u>	<u>27,132.44</u>	<u>0.8</u>
Equity ETFs & Closed-End Funds											
5,241	iShares Core S&P Small-Cap ETF				66.61	349,087.81	70.23	368,075.43	1.3	6,203.16	1.7
Equity Mutual Funds											
4,767.853	Wasatch Core Growth Fund Institutional Class Shares				71.90	342,785.92	78.53	374,419.50	1.3	0.00	0.0
Common Stock											
ENERGY											
3,036	Apache Corp				3.84	11,662.49	9.47	28,750.92	0.1	303.60	1.1
1,240	BP PLC - Spons ADR				35.06	43,470.09	17.46	21,650.40	0.1	1,562.40	7.2
2,400	Chevron Corp.				106.27	255,038.09	72.00	172,800.00	0.6	12,384.00	7.2

PASADENA CITY COLLEGE FOUNDATION, INC. - LONG TERM

Portfolio Holdings as of September 30, 2020

Quantity	Security	Effective Maturity	Bond Rating		Unit Cost	Total Cost	Market Price	Market Value	Pct. Assets	Est. Annual Income	Yield
			Moody	S & P							
3,710	ConocoPhillips				50.45	187,153.63	32.84	121,836.40	0.4	6,232.80	5.1
280	ExxonMobil Corporation				73.73	20,643.47	34.33	9,612.40	0.0	974.40	10.1
4,804	Occidental Petroleum				28.06	134,790.74	10.01	48,088.04	0.2	192.16	0.4
1,909	Schlumberger Ltd				44.85	85,620.98	15.56	29,704.04	0.1	954.50	3.2
						<u>738,379.50</u>		<u>432,442.20</u>	1.5	<u>22,603.86</u>	5.2
MATERIALS											
10,500	Corteva, Inc.				27.78	291,723.32	28.81	302,505.00	1.1	5,460.00	1.8
4,500	DuPont De Nemours Inc.				77.18	347,322.97	55.48	249,660.00	0.9	5,400.00	2.2
						<u>639,046.29</u>		<u>552,165.00</u>	1.9	<u>10,860.00</u>	2.0
INDUSTRIALS											
1,245	Boeing Co.				170.03	211,687.17	165.26	205,748.70	0.7	0.00	0.0
2,800	Emerson Electric Co.				58.30	163,236.27	65.57	183,596.00	0.6	5,600.00	3.1
16,063	General Electric				10.63	170,770.70	6.23	100,072.49	0.4	642.52	0.6
4,300	Raytheon Technologies Corp				51.98	223,497.92	57.54	247,422.00	0.9	8,170.00	3.3
1,800	Union Pacific				75.36	135,648.49	196.87	354,366.00	1.3	6,984.00	2.0
2,993	United Parcel Service				103.17	308,779.37	166.63	498,723.59	1.8	12,091.72	2.4
						<u>1,213,619.91</u>		<u>1,589,928.78</u>	5.6	<u>33,488.24</u>	2.1
CONSUMER DISCRETIONARY											
1,960	Carmax, Inc.				59.30	116,232.95	91.91	180,143.60	0.6	0.00	0.0
9,000	Gap Inc. Del				7.97	71,711.62	17.03	153,270.00	0.5	8,730.00	5.7
2,420	Lowe's Companies				35.81	86,657.78	165.86	401,381.20	1.4	5,808.00	1.4

PASADENA CITY COLLEGE FOUNDATION, INC. - LONG TERM

Portfolio Holdings as of September 30, 2020

Quantity	Security	Effective Maturity	Bond Rating		Unit Cost	Total Cost	Market Price	Market Value	Pct. Assets	Est. Annual Income	Yield
			Moody	S & P							
3,045	Starbucks Corp.				69.80	212,539.17	85.92	261,626.40	0.9	4,993.80	1.9
4,044	Tapestry Inc.				26.63	107,695.10	15.63	63,207.72	0.2	0.00	0.0
3,000	Tractor Supply Company				54.17	162,513.94	143.34	430,020.00	1.5	4,800.00	1.1
						757,350.56		1,489,648.92	5.3	24,331.80	1.6
CONSUMER STAPLES											
6,100	Colgate-Palmolive Co.				58.69	358,024.98	77.15	470,615.00	1.7	10,736.00	2.3
1,130	Costco Wholesale Corp.				97.51	110,186.40	355.00	401,150.00	1.4	3,164.00	0.8
5,700	Mondelez International				43.91	250,283.40	57.45	327,465.00	1.2	7,182.00	2.2
1,810	Wal-Mart Stores, Inc.				59.35	107,419.62	139.91	253,237.10	0.9	3,909.60	1.5
4,528	Walgreens Boots Alliance Inc.				43.73	198,004.02	35.92	162,645.76	0.6	8,467.36	5.2
						1,023,918.42		1,615,112.86	5.7	33,458.96	2.1
HEALTH CARE											
4,688	AbbVie Inc.				67.80	317,840.35	87.59	410,621.92	1.4	22,127.36	5.4
6,265	Bristol-Myers Squibb Co.			B+	54.70	342,681.36	60.29	377,716.85	1.3	11,277.00	3.0
4,300	Cerner			B+	51.90	223,180.38	72.29	310,847.00	1.1	3,096.00	1.0
2,250	Edwards Lifesciences Corp.			B	12.70	28,575.98	79.82	179,595.00	0.6	0.00	0.0
818	Gilead Sciences Inc			B	69.27	56,662.56	63.19	51,689.42	0.2	2,224.96	4.3
1,896	Johnson & Johnson			A+	69.93	132,594.43	148.88	282,276.48	1.0	7,659.84	2.7
1,660	Laboratory Corp. of America			B+	107.20	177,956.44	188.27	312,528.20	1.1	0.00	0.0
1,600	McKesson Corp.			A-	145.56	232,896.04	148.93	238,288.00	0.8	2,688.00	1.1

PASADENA CITY COLLEGE FOUNDATION, INC. - LONG TERM

Portfolio Holdings as of September 30, 2020

Quantity	Security	Effective Maturity	Bond Rating		Unit Cost	Total Cost	Market Price	Market Value	Pct. Assets	Est. Annual Income	Yield
			Moody	S & P							
1,500	Stryker Corporation				58.76	88,134.90	208.37	312,555.00	1.1	3,450.00	1.1
						1,600,522.44		2,476,117.87	8.7	52,523.16	2.1
FINANCIALS											
2,240	American Express Co.				102.67	229,978.06	100.25	224,560.00	0.8	3,852.80	1.7
1,011	Bank of New York Mellon Corp.				37.57	37,978.22	34.34	34,717.74	0.1	1,253.64	3.6
1,620	Berkshire Hathaway B				94.63	153,303.51	212.94	344,962.80	1.2	0.00	0.0
845	Franklin Resources Inc				32.29	27,281.43	20.35	17,195.75	0.1	912.60	5.3
3,200	JPMorgan Chase & Co.				42.54	136,128.53	96.27	308,064.00	1.1	11,520.00	3.7
10,600	Wells Fargo & Co.				35.83	379,760.82	23.51	249,206.00	0.9	4,240.00	1.7
						964,430.57		1,178,706.29	4.2	21,779.04	1.8
INFORMATION TECHNOLOGY											
2,100	Accenture PLC				69.87	146,724.48	225.99	474,579.00	1.7	7,392.00	1.6
6,400	Apple Inc.				15.54	99,427.75	115.81	741,184.00	2.6	5,248.00	0.7
1,400	Arista Networks Inc.				210.53	294,739.88	206.93	289,702.00	1.0	0.00	0.0
6,700	Cisco Systems, Inc.				19.22	128,805.59	39.39	263,913.00	0.9	9,648.00	3.7
5,475	HP Inc.				18.51	101,328.82	18.99	103,970.25	0.4	3,858.78	3.7
8,000	Intel Corp.				27.05	216,436.01	51.78	414,240.00	1.5	10,560.00	2.5
811	International Bus Mach				132.44	107,408.37	121.67	98,674.37	0.3	5,287.72	5.4
2,450	Microsoft Corp.				28.85	70,672.70	210.33	515,308.50	1.8	5,488.00	1.1
5,560	Oracle Systems				32.28	179,452.78	59.70	331,932.00	1.2	5,337.60	1.6
2,400	Paypal Hldgs Inc Com				32.76	78,625.70	197.03	472,872.00	1.7	0.00	0.0

PASADENA CITY COLLEGE FOUNDATION, INC. - LONG TERM

Portfolio Holdings as of September 30, 2020

Quantity	Security	Effective Maturity	Bond Rating		Unit Cost	Total Cost	Market Price	Market Value	Pct. Assets	Est. Annual Income	Yield
			Moody	S & P							
4,370	Qualcomm, Inc				61.56	269,003.76	117.68	514,261.60	1.8	11,362.00	2.2
						1,692,625.83		4,220,636.72	14.9	64,182.10	1.5
COMMUNICATION SERVICES											
440	Alphabet Inc Class A				1,077.51	474,105.00	1,465.60	644,864.00	2.3	0.00	0.0
9,000	Discovery Inc.				25.07	225,585.20	19.60	176,400.00	0.6	0.00	0.0
3,400	Nintendo Ltd. ADR				58.76	199,795.22	70.90	241,060.00	0.9	800.72	0.3
1,800	The Walt Disney Company				101.28	182,308.77	124.08	223,344.00	0.8	0.00	0.0
1,242	Vodafone Group PLC New				19.62	24,367.66	13.42	16,667.64	0.1	1,274.66	7.6
						1,106,161.85		1,302,335.64	4.6	2,075.38	0.2
						9,736,055.37		14,857,094.28	52.4	265,302.54	1.8
Warrants											
288	Occidental Petroleum Corp Wts (EXP 8/3/27)				15.00	4,319.00	3.00	864.00	0.0		
EQUITIES SUBTOTAL						13,285,011.68		19,197,696.91	67.8	298,638.14	1.6
OTHER											
Alternatives											
12,087	DWS Enhanced Commodity Strategy Fund				11.73	141,836.13	8.52	102,982.72	0.4	2,046.36	2.0
11,240	Franklin K2 Alternative Strategies Fund Advisor Class				11.37	127,816.87	11.72	131,734.46	0.5	1,104.91	0.8

PASADENA CITY COLLEGE FOUNDATION, INC. - LONG TERM

Portfolio Holdings as of September 30, 2020

Quantity	Security	Effective Maturity	Bond Rating		Unit Cost	Total Cost	Market Price	Market Value	Pct. Assets	Est. Annual Income	Yield
			Moody	S & P							
11,675	Principal Global Multi-Strategy Fund Inst'l Class Shares				11.19	130,667.71	11.04	128,894.83	0.5	0.00	0.0
900	SPDR Gold Trust				134.48	121,027.95	177.12	159,408.00	0.6	0.00	0.0
						521,348.66		523,020.01	1.8	3,151.26	0.6
	OTHER SUBTOTAL					521,348.66		523,020.01	1.8	3,151.26	0.6
GRAND TOTAL						21,812,578.77		28,331,892.66	100.0	530,540.39	1.9

9/30/2020 INVESTMENT DATA

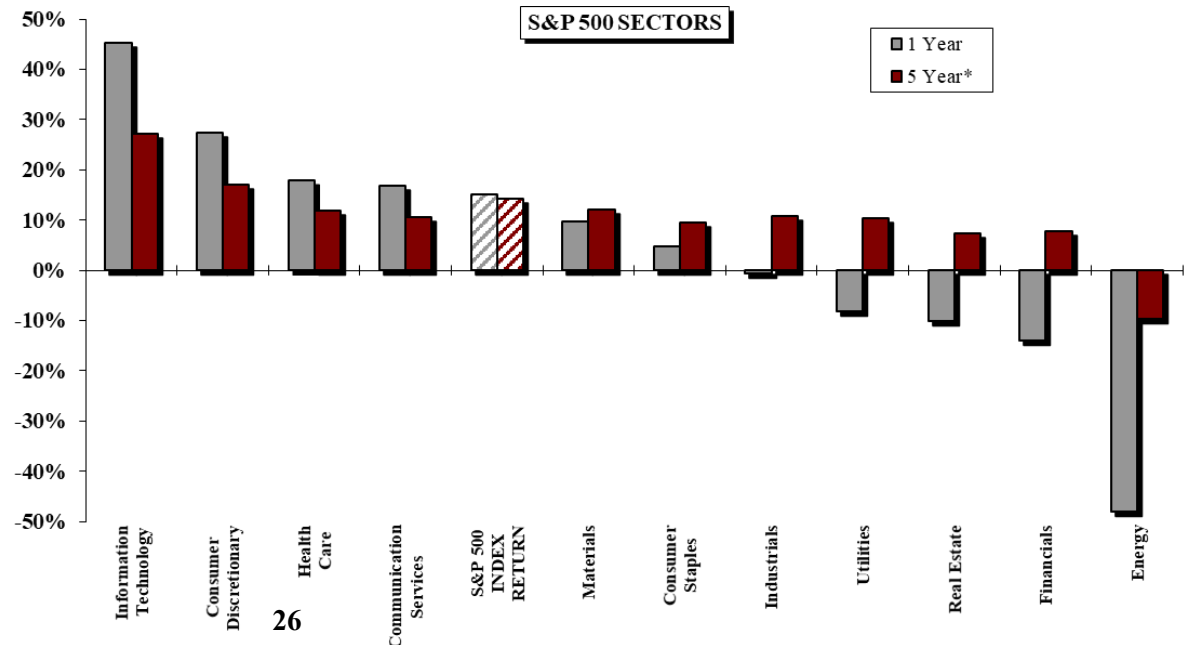
MARKET INDEXES

Stocks	Total Return		Bonds	Total Return	
	1 Year	5 Year*		1 Year	5 Year*
DJIA	5.69%	13.99%	Bloomberg Barclays Aggregate	6.98%	4.18%
S&P 500	15.15%	14.15%	Bloomberg Barclays Inter Govt-Credit	6.32%	3.39%
NASDAQ	40.93%	20.68%	Citi Inv Grade Govt/Corp 1-5 yr	4.90%	2.58%
MSCI ACWI Ex US	3.46%	6.79%			
Russell 2000 (Small Cap)	0.39%	8.00%			

MANAGED FUNDS

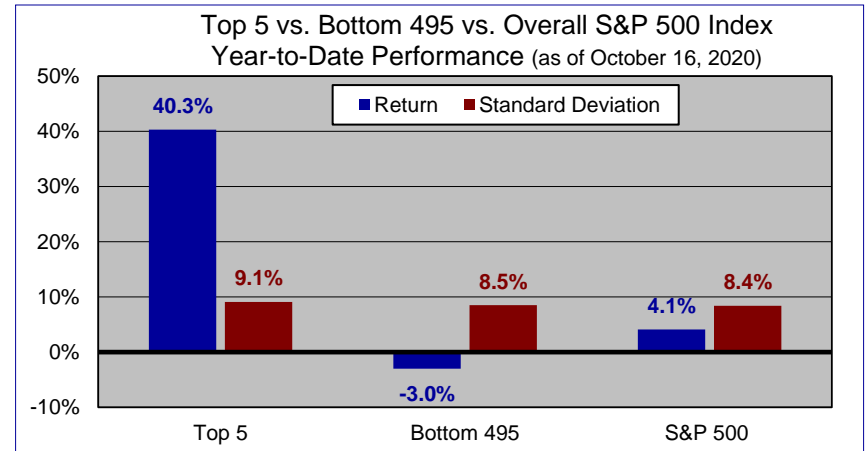
Stocks: (Morningstar Indexes)	Total Return		Bonds: (Morningstar Indexes)	Total Return	
	1 Year	5 Year*		1 Year	5 Year*
Large-Cap Growth	31.27%	16.81%	Intermediate U.S. Government	4.88%	2.55%
Large-Cap Blend	9.56%	10.94%	Muni CA Intermediate	2.75%	2.89%
Large-Cap Value	-4.49%	7.06%	High Yield Bond	1.06%	4.98%
Foreign Large-Cap Blend	2.68%	4.93%			

* 5 Year Annualized Total Return

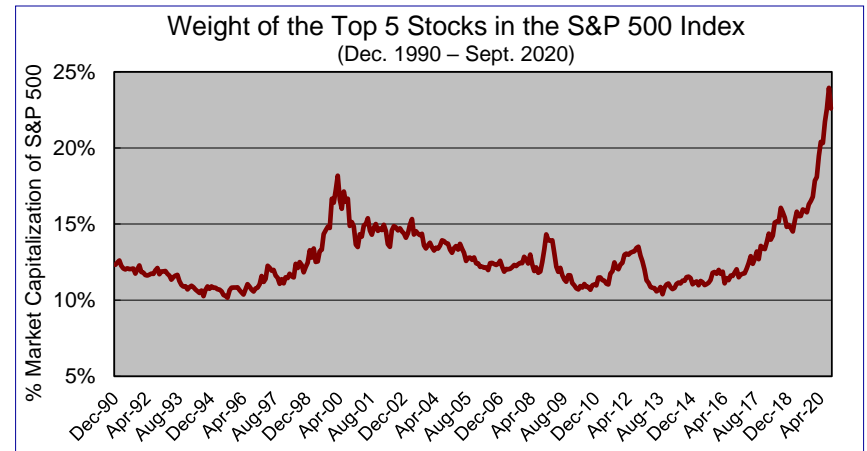


3rd Quarter 2020 Highlights

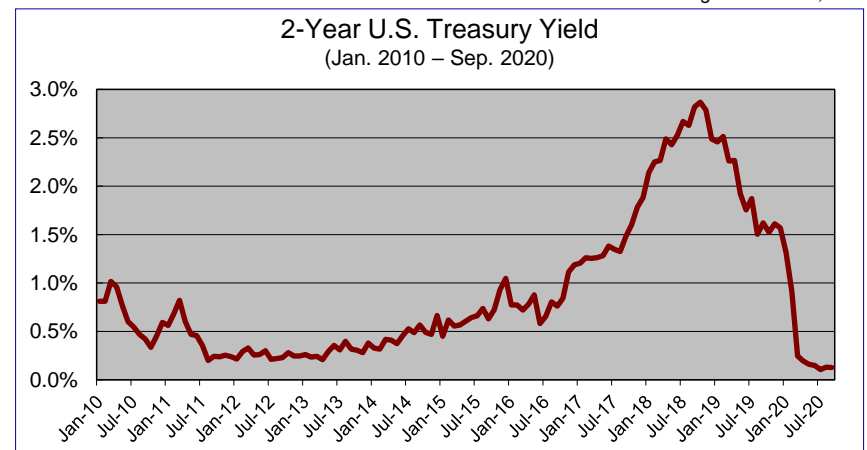
- **Investment returns for the S&P 500 Index have been driven by large technology stocks.** Aggressive expectations are priced in for these and other popular technology stocks.
- **Stock prices of the “S&P 495” better reflect uncertain economic conditions going forward.** Unknown variables include the results of the November elections, a timeline for a return to “normalcy” from COVID-19, and the pace of growth for the global economy.
- **Investors may be facing a new paradigm, with governments heavily involved in the financial markets.** Central Banks globally are poised to stabilize markets if conditions deteriorate.
- **Short-term interest rates are near zero.** The timeline for low rates has been extended out to 24-36 months, even as the economy begins to recover.



Source: Strategas Securities, LLC, October 16, 2020

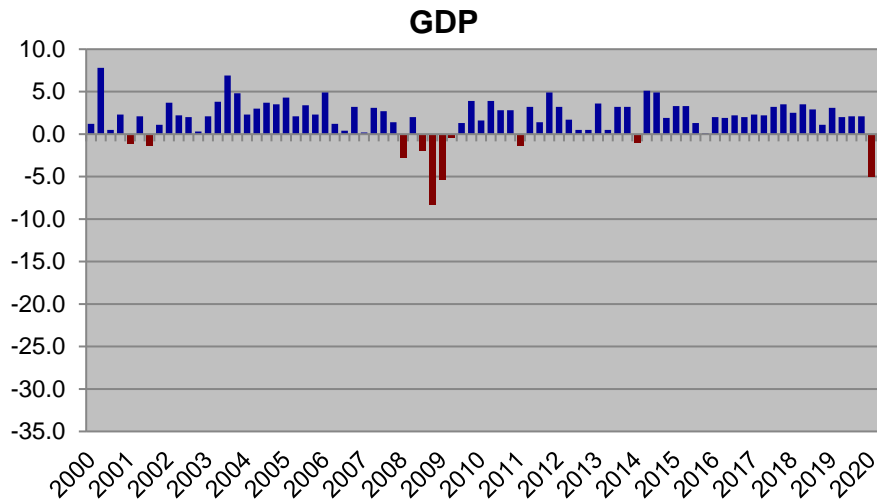


Source: Strategas Securities, LLC

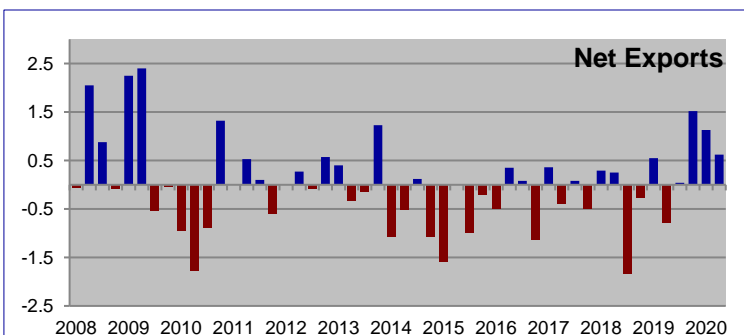
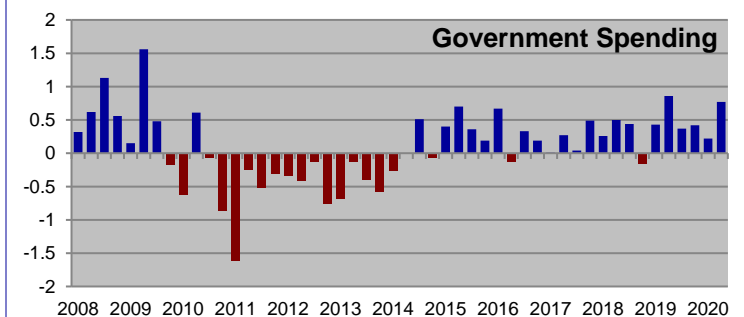
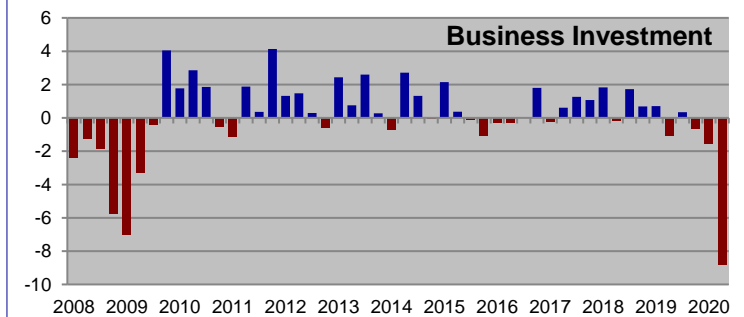
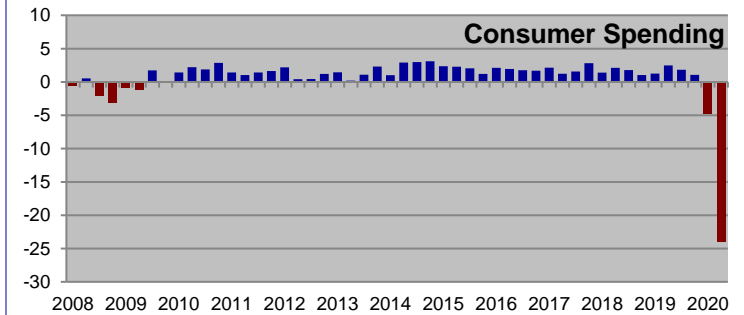


Source: Bloomberg

Domestic Growth Halted

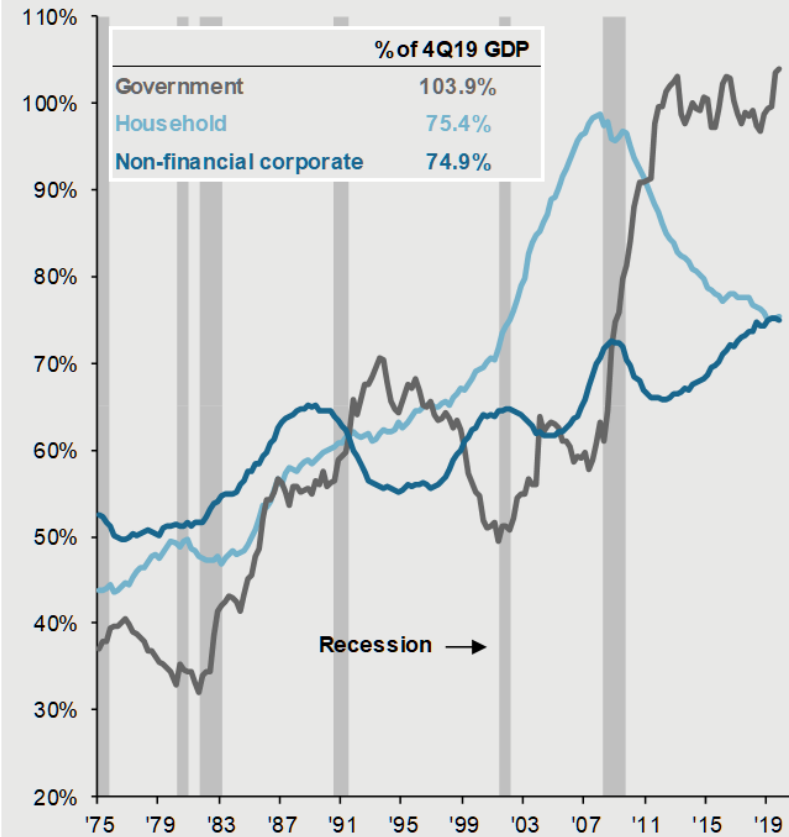


- 2nd Quarter 2020 GDP: -31.7%. *Positive growth expected in the second half of the year, especially in Q3.*
- Consumer Spending (~70% of GDP) has rebounded. *Facilitated by savings and government support.*
- When will Business Investment resume? *Possibly 2021.*
- Government Spending increased dramatically. *Will additional fiscal policy actions follow?*
- What will be the impact of COVID-19 on net exports? *Still uncertain. Changes in supply chains may lead to increased domestic reliance.*
- What might an economic recovery look like? *While there has been a strong rebound from recessionary lows, the trajectory of economic growth is still uncertain.*



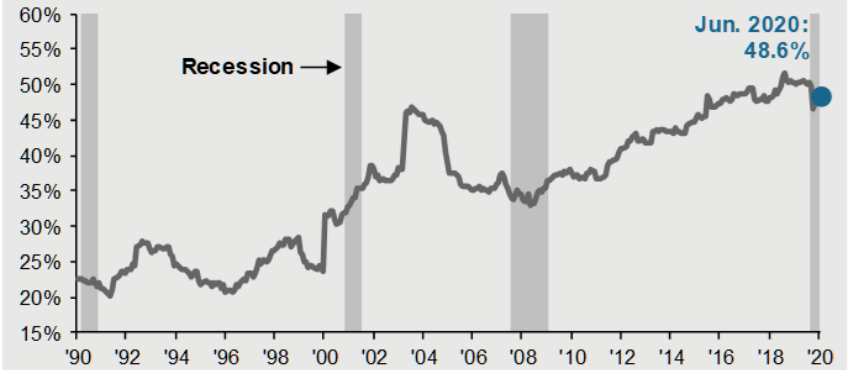
U.S. debt to GDP ratios

Percentage of nominal GDP



Baa corporate debt*

Percentage of Baa-rated investment-grade corporate debt outstanding



Duration of investment-grade corporate credit universe

Years



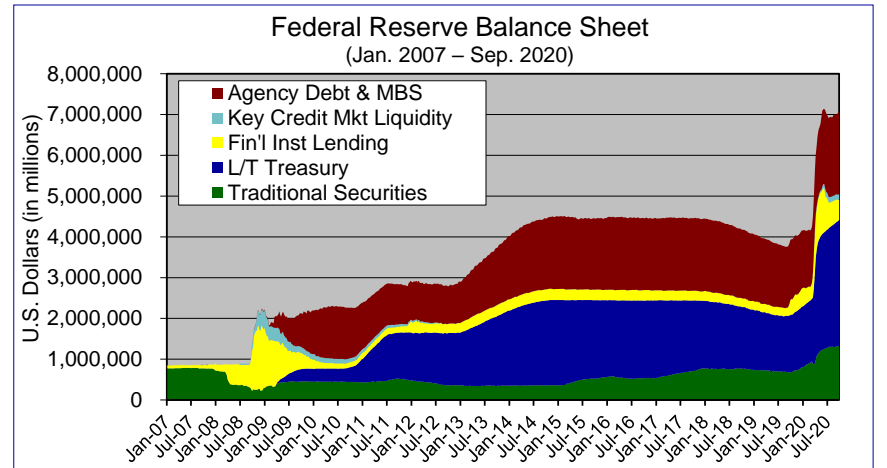
Source: FactSet, J.P. Morgan Asset Management; (Left) Bank for International Settlements (BIS); (Top and bottom right) Barclays, Bloomberg. Government, household and non-financial corporate debt refers to gross debt. General government debt is comprised of core debt instruments that include currency and deposits, loans and debt securities. All debt values are shown at market value. *Baa debt outstanding and duration of investment grade is based on the Bloomberg Barclays U.S. Aggregate Investment Grade Corporate Credit Index. Baa debt is the lowest credit rating issued by Moody's for investment-grade debt. *Guide to the Markets – U.S.* Data are as of June 30, 2020.

Radical Change in Federal Reserve Monetary Policy

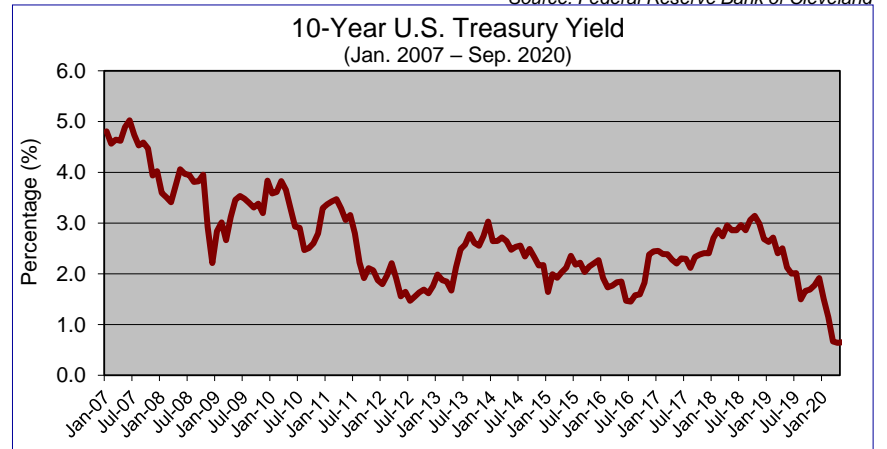
- Continuing massive intervention in the financial markets.
- Total Fed assets in excess of \$7 trillion as of early October 2020.
- Short-term interest rates are near zero and could remain low for an extended period.

U.S. Dollar Stability

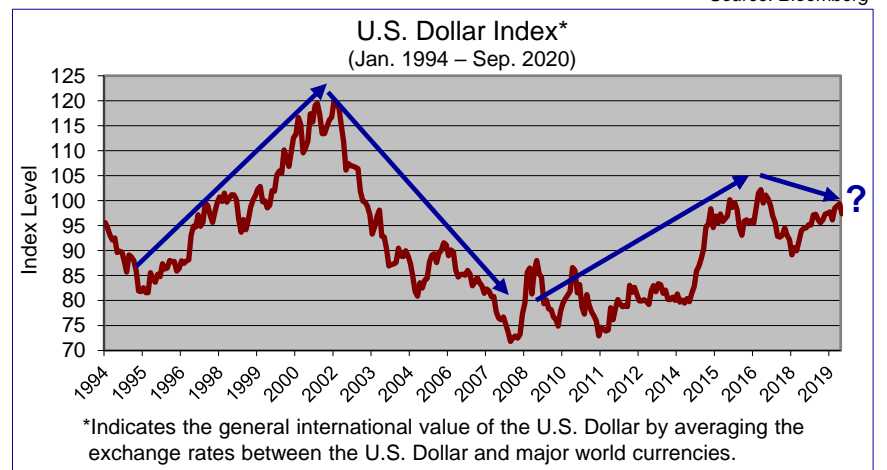
- Foreign exchange rates move in long cycles.
 - U.S. Dollar strength: 1995-2001; 2010-2016.
 - U.S. Dollar weakness: 2002-2009.
 - The U.S. Dollar is currently relatively steady, but long-term trends are uncertain.



Source: Federal Reserve Bank of Cleveland



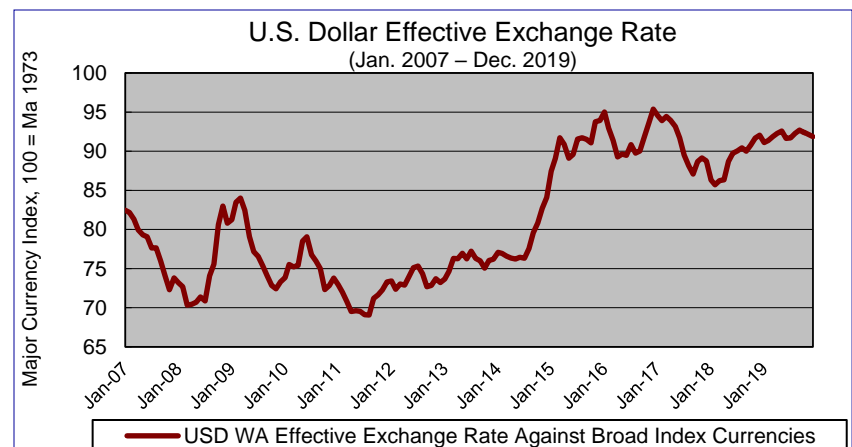
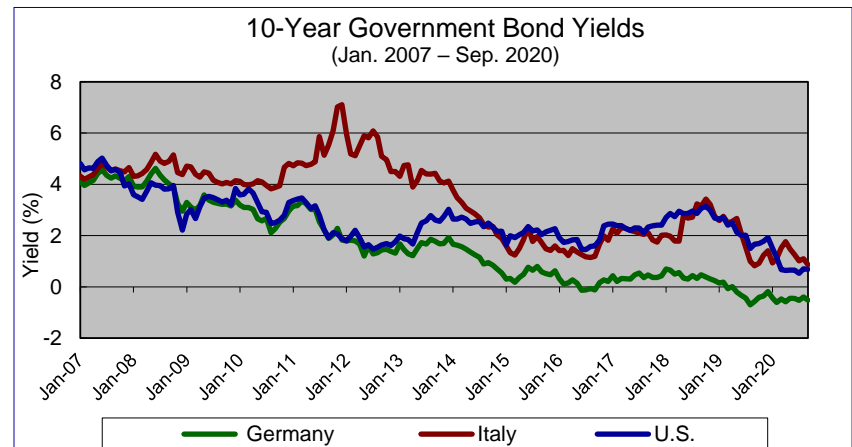
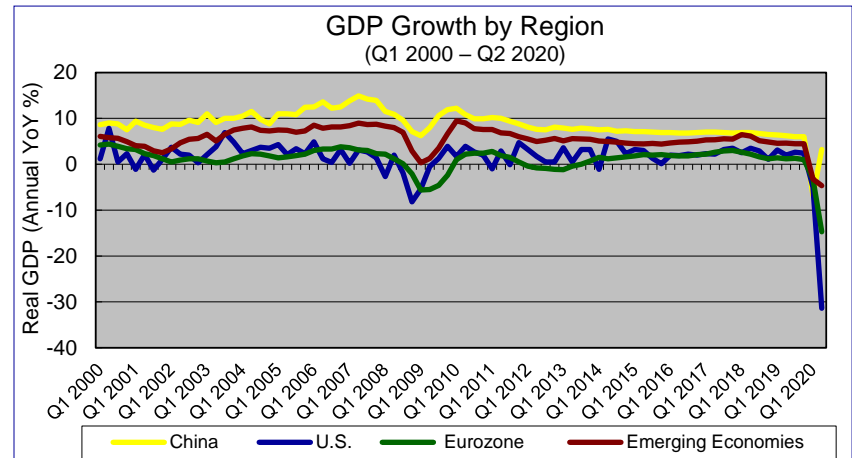
Source: Bloomberg



*Indicates the general international value of the U.S. Dollar by averaging the exchange rates between the U.S. Dollar and major world currencies.

Global Economic Rebound

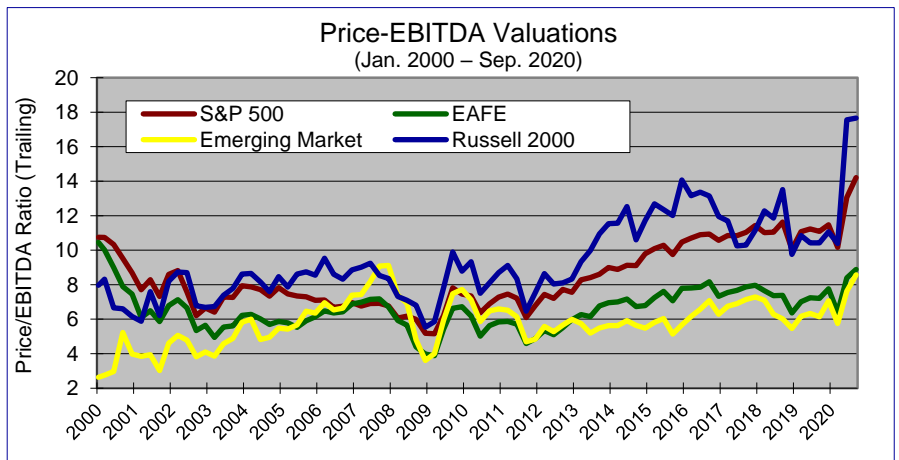
- Global economic growth rebounded strongly as governments reopened economies and provided fiscal stimulus. Moreover, Central Banks provided massive liquidity, stabilizing markets. As a result, investor confidence and business conditions are improving.
- Interest rates in developed markets are at record lows. Major central banks are highly unlikely to increase interest rates for the foreseeable future.
- Increased trade protectionism and geopolitical risks persist. Supply chains are likely to evolve in the coming months and years. Trade policy will be a key determinant of economic conditions.



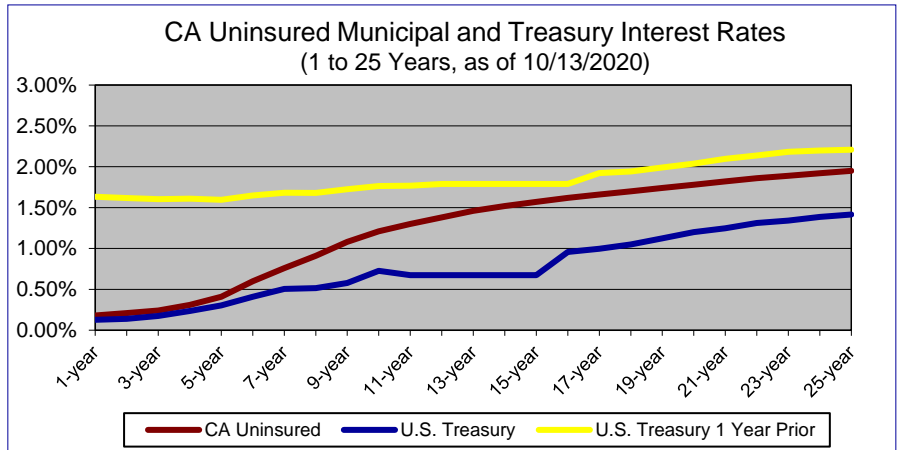
Challenging Investment Choices

- Global corporate earnings are rebounding. More management teams are providing forward guidance.
- The stock market is bifurcated, with large, predictable companies earning high valuations while those companies tied to economic conditions are trading at more reasonable levels.
- Investors are faced with difficult allocation decisions, given the historic low level of interest rates (TINA*).
- Unprecedented government intervention continues to stabilize markets and economies. The seeds of future general price inflation are potentially being sown.

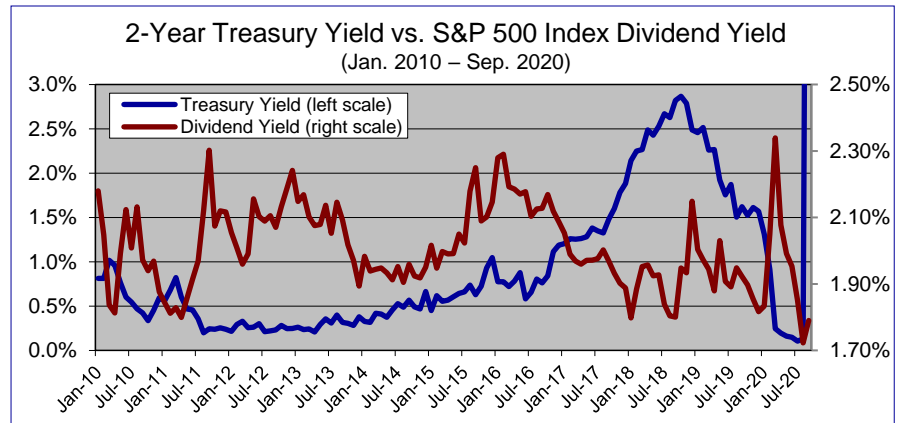
**There Is No Alternative*



Source: Bloomberg



Sources: Thomson Municipal Market Data (MMD) AAA Curve, Bloomberg



Source: Bloomberg

Equity Outlook

- Federal Reserve policy is fueling speculation in the financial markets.
- The markets are pricing in healthy economic and business conditions in 2021.
- Record levels of stock market concentration (technology) is a warning signal.
- The stock market is being driven by momentum investors in the short-term, adding to risks of a hard reversal at some point.

Strategy

- Avoid chasing popular stocks. Consider trimming positions in overvalued securities.
- Be selective and patient when buying stocks. Scrutinize financial statements to determine value and safety.

Fixed Income Outlook

- Bond market yields have collapsed, with Treasuries yields near zero.
- After taking the Federal Funds rate close to zero, the U.S. Federal Reserve will continue to take action to support the U.S. economy and financial markets, keeping interest rates lower for longer.
- Expect additional pressure from high global debt levels as governments take extreme fiscal measures to support their populations.
- Significant credit strains continue to challenge COVID-impacted sectors, including hospitality, transportation, and energy.

Strategy

- Seek opportunities to purchase attractive bonds given the volatile markets.
- Continue to emphasize high quality and liquidity in fixed income portfolios.

2020 YEAR-END REMINDERS

As we begin the fourth quarter, we have some year-end reminders for you. If you have any questions on the below, please give us a call.

Make the Year-End Easier

We encourage you to initiate any remaining 2020 distributions and gifts as soon as possible to avoid last-minute requests to banks and brokers to transfer securities prior to the end of the year. Most custodians require written instructions by early December to ensure transfers are processed prior to year-end. Please speak with us now regarding these issues.

Tax-Free, Year-End Gifts

Every individual is entitled to gift up to \$15,000 per year to any other individual(s) free of federal gift taxes. A married couple can join together to make tax-free gifts of up to \$30,000 (even if this amount comes from only one spouse's assets). This *annual gift tax exclusion* can also be used to contribute to qualified tuition programs (529 plans). Due to special rules for 529 plans, contributions to these plans exceeding the annual gift tax exclusion amount may be carried forward for up to five years. We would be happy to discuss with you the many options available for 529 education plans.

The current *lifetime gift exclusion* for each individual is \$11,580,000 and is exclusive of the \$15,000 per year exclusion referred to above.

In addition to the annual and lifetime exclusions, an *unlimited gift tax exclusion* is allowed for amounts paid on behalf of an individual for permissible educational and medical expenses; however, these payments must be made directly to the educational or medical institution.

Year-End Charitable Gifts

If you are planning on making charitable gifts, we generally suggest that you use appreciated securities wherever possible. If you use appreciated securities, you are allowed a charitable deduction for the full market value of the gift and will avoid a possible future capital gains tax, subject to certain limitations.

Cash donations are treated differently this year per the Coronavirus Aid, Relief, and Economic Security (CARES) Act. The CARES Act raised the limit on deductible charitable contributions of cash for 2020 to 100% (up from 60% previously) of Adjusted Gross Income (AGI) and allows amounts in excess of this to be carried forward for up to five years. For those that take the standard deduction, above-the-line deductions for cash donations of up to \$300 per taxpayer are permitted. Given the high current standard deduction, "bunching" multiple years of gifting into one year may be more effective.

Additionally, as described in further detail on the following page, a distribution from an Individual Retirement Account (IRA) may be used for a charitable donation.

There are also charitable funds that accept contributions of marketable securities, allowing you to deduct the full market value of the gift in the year of transfer. You may then direct the proceeds from the gift to your charity, or charities, whenever you choose, even in a different year. If you are considering making any charitable gifts, please consult with us as soon as possible.

Traditional IRA Distributions

One provision of the CARES Act waived all required minimum distributions (RMDs) from retirement plans in 2020. The Internal Revenue Code normally requires annual RMDs from an IRA, IRA Rollover, SEP/IRA, or Qualified Retirement Plan by December 31st once you reach a certain age. The Setting Every Community Up for Retirement Enhancement (SECURE) Act, which passed in December 2019, changed

the age to begin taking RMDs from 70½ to 72 for those born on or after July 1, 1949. For the year in which you turn 72, IRS regulation allows a 90-day grace period into the following year. Note, however, that utilization of this grace period may not be to your advantage as it results in two taxable distributions being required in that subsequent year. Please talk to your counselor to discuss whether any withdrawals would make sense for you.

IRA Charitable Distributions

Five years ago, Congress made permanent the law that gives the option to make a charitable donation from an IRA count towards the RMD (up to \$100,000) but not count towards taxable income. This option may be less attractive this year, as RMDs are not required. The donation must be made directly to the qualified charity, and the charitable donation is not tax deductible. Please talk with your counselor if you are interested in making a gift from your IRA.

Traditional IRA Contributions

The deadline for IRA contributions is generally April 15th of the following tax year. However, we encourage that contributions be made as early as possible to expand the tax-deferred nature of these investments. IRA maximum contributions are \$6,000 this year, with an additional \$1,000 for those aged 50 and above. Note, however, that deductibility depends on your individual tax status, taxable compensation, and other factors.

Roth IRA Contributions

Unlike Traditional IRAs, contributions to a Roth IRA are made on an after-tax basis. There are no required minimum distributions (RMD) at any age, so Roth IRA assets can grow tax-free indefinitely and distributions from a Roth are not taxed. Some clients may find it beneficial to convert a traditional IRA into a Roth IRA. Your counselor can help you consider whether this would be a good strategy for you.

The contribution limit for Roth IRAs generally depends on whether contributions are made only to Roth IRAs or to both Traditional IRAs and Roth IRAs. If contributions are made only to Roth IRAs, the contribution limit is generally the lesser of \$6,000 (\$7,000 if you are age 50 or older), or your taxable compensation. If contributions are made to both Roth IRAs and Traditional IRAs, your contribution limit for Roth IRAs is reduced by contributions to all traditional IRAs.

In addition to the above limits, the Roth contribution amount is also subject to a phase-out based upon your modified Adjusted Gross Income.

Many of our clients have opened Roth IRAs for their children as a long-term savings vehicle. Please note that your children must have documented wages in order to fund a Roth IRA. Your child may contribute the lesser of \$6,000 or his or her taxable compensation. Parents can make this contribution, but keep in mind that this would count towards each parent's \$15,000 annual gift exclusion described above.

Custodial Statements

The statements you receive from the account custodian are the official record of your account. We encourage you to compare and verify the information on our reports with the information on the statements you receive from the custodian. Also, please notify us promptly if you do not receive statements on all accounts from the custodian on at least a quarterly basis.

Notify Us of Any Updates

Please share any updates, such as adjustments to your professional team including your attorney or CPA, or recent changes to your trust or IRA beneficiaries which might require updates with the custodian.

Communication

To serve our clients, our office is staffed (currently on a remote basis) from 7 a.m. to 5 p.m. Monday through Friday. Voicemail and email are available for each associate, including outside our standard hours. Please call us at (626) 792-2228 or toll free at (800) 874-2228.

**FINANCE & INVESTMENT COMMITTEE MEETING
PASADENA CITY COLLEGE FOUNDATION
Tuesday, October 13, 2020
4:00 p.m.**

**Zoom Conference <https://cccconfer.zoom.us/j/98640763328>
1324 E. Green Street, Pasadena, California 91106**

The Finance and Investment Committee of the Pasadena City College Foundation met on Thursday, July 30, 2020, via Zoom conference, Pasadena City College, 1324 E. Green St., Pasadena, California 91106.

I. CALL TO ORDER, ATTENDANCE

The meeting was called to order at 4:02 p.m. by Mr. Wade Winter.

Finance & Investment Committee Members Present

Mr. Jon Fuhrman
Mr. Bill Hawkins
Mr. Michael Mitchell, Vice Chair
Ms. Gloria Pitzer
Mr. Jim Sarni
Mr. Lonnie Schield
Mr. Wade Winter, Chair

Members Absent

Mr. Don Schweitzer

Foundation Staff Present

Ms. Bobbi Abram, Executive Director
Ms. Dolores Ybarra, Development Manager
Ms. Kris McPeak, Director of Operations
Ms. Ocie Kara-Simonyan, Administrative Assistant II
Ms. Patricia Pejoumand, Accountant

Clifford Swan Investment Counsel Present

Ms. Kathleen Gilmore, CFP, President, Principal
Mr. Randy Zaharia, CFA, Principal
Mr. David Lin, CFA, Principal

II. OPEN SESSION

A. ANNOUNCEMENTS AND RECOGNITIONS

Ms. Abram welcomed Kathleen Green & David Lin to the committee. There have been some changes in leadership at Clifford Swan. Kathleen Gilmore is now President and Peter Boyle is CEO. David Lin is the newest portfolio manager at Clifford Swan.

B. PUBLIC COMMENT ON NON-AGENDA ITEMS

There were no members of the public who made comments.

C. DISCUSSION ITEMS WITH POSSIBLE ACTION

1. Approval of Minutes April 30, 2020

MOTION: **ON MOTION** of Mr. Schield and seconded by Ms. Pitzer, the Finance and Investment Committee voted by a unanimous vote (Fuhrman, Hawkins, Mitchell, Pitzer, Sarni, Schield, and Winter) of the seven members present to approve the minutes of the Finance & Investment committee meeting held on April 30, 2020.

D. REPORTS

1. Clifford Swan Report

The first half of 2020 has been exceptionally difficult, affecting each of us in one or many ways. Since our last quarterly commentary, the coronavirus pandemic has continued to take its tragic toll on human life, with over 130,000 deaths in the United

States and over half a million worldwide. Measures implemented to combat the pandemic resulted in a sudden and deep recession. Even with the economy partially reopened, more people are unemployed than at any time since the Great Depression. While significant monetary and fiscal stimulus have softened the effects of the recession, these interventions have raised worries about long-term financial stability and fears of inflation. Adding to current health and economic challenges, social and political tensions are heightened from recent events and an upcoming election.

Despite all this, the stock market experienced a dramatic rebound in the second quarter. After reaching a low point on March 23, the market (S&P 500 Index) recovered sharply, with gains of 39% through the end of June. The path has been very volatile; smoothing out wide price swings, the index is down 8% from its peak in February through the end of the second quarter (and down 4% from the beginning of the year). We expect volatility to continue and create opportunities to buy quality companies with strong fundamentals at good prices.

2. Update on Posey Institutional Loan Program

Ms. Kris McPeak mentioned the application opened on July 13th. Dr. Marylynn Aguirre sent a list of students who might be interested in this program. The Foundation office notified them this possibility was opening in the coming Fall semester and there would be information workshops that they would need to attend.

The first workshop is informational – informing the students of what a microloan is and how they can become eligible. The second workshop is more in depth about what a promissory note is, what some of the terms are... The application closed on Tuesday, July 25th and there were 25 applicants. Most of these students are going through the APU program or they're dual enrolled at APU or Cal State and the bridge program here.

The next step is to confirm with the faculty advisor who is a certified financial counselor to produce a financial workshop. Students seem to be very excited for this opportunity.

Ms. Dolores Ybarra commented the promissory note is in the last stages with the attorney and will have the final product in about two weeks. In addition to the institutional program, Mr. Posey is continuing to fund and support his scholarship for emergency needs.

3. Financials

Mr. Winter stated we are on track with revenues and expenses; cash balance is appropriate. The Committee also discussed the proposed budget which will go before the full board at the September meeting.

III. ADJOURNMENT

Mr. Winter adjourned the meeting at 5:22 p.m.

MOTION: ON MOTION OF Mr. Hawkins and seconded by Ms. Pitzer, the Finance and Investment Committee voted by a unanimous vote (Fuhrman, Hawkins, Mitchell, Pitzer, Sarni, Schield, and Winter) of the seven members present to adjourn the Finance and Investment Committee meeting held on July 30, 2020.

Respectfully submitted by:

Wade Winter
Chairman

Pasadena City College Foundation
Fund Balances & Performance

	Market Value (\$)			Performance (%) - thru 9/30/2020		
	9/30/2020	8/31/2020	6/30/2020	YTD Return	Last FY	FYTD Return
Foundation Funds - Short-term						
Charles Schwab	245,594.51	174,335.73	174,332.70	-0.7%	n.a.	-1.0%
Bank of the West - General	324,384.89	766,819.84	192,553.52			
Bank of the West - Debit	11,726.45	8,635.11	11,214.19			
Bank of the West - Merchant	19,032.93	12,810.70	93,581.90			
Bank of the West - Checking	5,702.21	5,702.21	4,677.21			
Chase - 6517	7,000.00					
Chase - 6525	6,000.00					
Chase - 6533	8,000.00					
Chase - 6566	6,000.00					
Chase - 8060	6,000.01					
Chase - 6582	6,000.00					
	606,440.99	968,303.59	476,359.52			
Foundation Funds - Long-term						
Charles Schwab	28,331,892.66	28,889,963.95	27,176,516.42	1.8%	3.7%	5.2%
Osher Scholarship Funds*	2,086,155.68	2,086,155.68	2,086,155.68			
	30,418,048.34	30,976,119.63	29,262,672.10			
Total Funds	31,024,489.33	31,944,423.22	29,739,031.62			

* Value provided by 3rd party sources

Long-term Funds^ - Manager Performance
Fund Balances & Performance

		Market Value (\$)			Performance (%) - thru 9/30/2020		
		9/30/2020	8/31/2020	6/30/2020	YTD Return	Last FY	FYTD Return
Cash & Equivalents							
Long-term		103,138.77	101,131.62	394,562.73	0.1%	n.a.	0.0%
Stocks							
Clifford Swan Investment Counsel	Domestic: L/C	15,126,378.94	15,622,494.15	14,097,678.22	-1.0%	1.9%	7.0%
iShares Core S&P Small-Cap ETF**	Domestic: S/C	368,075.43	387,676.77	357,907.89	n.a.	n.a.	3.3%
Wasatch Core Growth Fund**	Domestic: S/C	374,419.50	390,534.84	351,057.02	n.a.	n.a.	6.7%
Matthews Pacific Tiger	Int'l: Emerging (Asia)	726,146.28	731,764.43	640,469.45	8.1%	-1.8%	13.4%
MFS International Value Fund	Int'l: Developed	1,835,011.09	1,839,570.56	1,690,861.71	9.6%	8.5%	8.5%
Invesco Oppenheimer Developing Mkts	Int'l: Emerging	1,036,086.33	1,058,629.95	956,953.63	-1.2%	-1.9%	8.3%
		19,466,117.57	20,030,670.70	18,094,927.92	-0.2%	1.6%	7.3%
Fixed Income							
Clifford Swan Investment Counsel	Domestic	7,421,165.76	7,025,334.01	7,001,316.86	8.0%	9.8%	0.7%
Doubleline Total Return	Mtgs	415,346.54	414,959.81	414,573.08	3.7%	4.0%	1.0%
Vanguard Inflation-Protected Sec Fund	Domestic	SOLD 9/2020	380,394.81	368,046.07	n.a.	8.1%	n.a.
First Trust Low Duration Opportunities ETF	Domestic	403,104.00	403,416.00	403,104.00	1.3%	2.4%	0.6%
		8,239,616.30	8,224,104.63	8,187,040.01	7.6%	9.3%	0.8%
Alternatives							
DWS Enhanced Commodity Strategy	Commodities	102,982.72	106,367.13	97,422.62	-9.7%	-14.6%	5.7%
Franklin K2 Alternative Strategy Fund	Alternatives	131,734.46	131,397.26	127,238.41	1.7%	-1.0%	3.5%
Principal Global Multi-Strategy Fund	Alternatives	128,894.83	129,945.60	124,691.73	0.6%	-0.4%	3.4%
SPDR Gold Trust	Alternatives	159,408.00	166,347.00	150,633.00	23.9%	25.7%	5.8%
		523,020.01	534,056.99	499,985.76	4.5%	2.1%	4.7%
Total Funds		28,331,892.66	28,889,963.95	27,176,516.42			

^ excluding Osher Scholarship Funds

* Performance figures are time weighted rate of return (annualized for periods greater than 1 year). These figures are gross of fees with the exception of mutual funds which are net of fees.

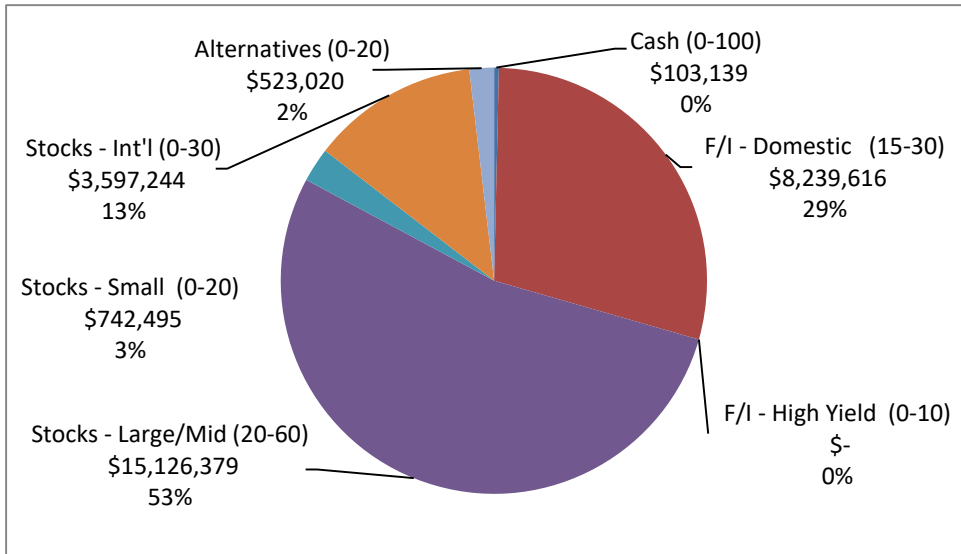
** Purchased 5/26/2020

Pasadena City College Foundation
Asset Allocation
9/30/2020

Foundation Asset Balance: \$31,024,489.33

Long-term Funds - Schwab*

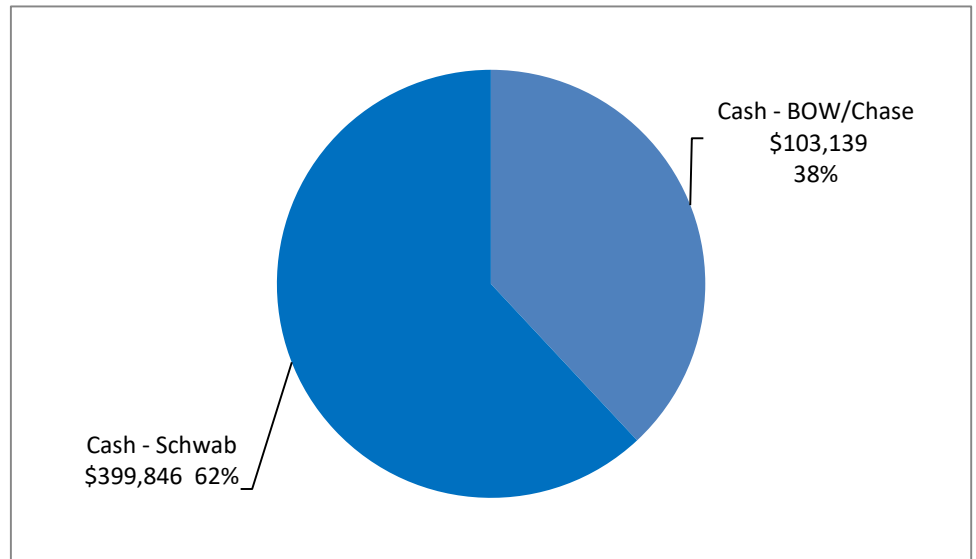
Fund Balance: \$28,331,892.66



* excluded Osher Scholarships

Short-term Funds

Fund Balance: \$606,440.99



Summary

PCC Foundation
 Summary Budget
 September 30, 2020

	BUDGET		YTD			VARIANCE
	Total For Foundation BUDGETED	YTD Budget ÷ 12 <i>3rd Month</i>	Actual Scholarship, Agency & Other Funds	Actual Unrestricted Fund	YTD Actual TOTAL	Favorable/ (Unfavorable)
Endowment Revenue (PR)	\$ 182,992	\$ 45,748	\$ 107,218		\$ 107,218	\$ 61,470
Agency Revenue/Grant (TR)	529,688	132,422	17,239		17,239	(115,183)
Scholarship Revenue (TR)	563,088	140,772	336,136		336,136	195,364
Loan Program (TR)		-	5,000		5,000	5,000
Operating Revenue (UR)	140,000	35,000		13,658	13,658	(21,342)
		-				
Administrative Fee (-) <i>[Full year]</i>	350,000	87,500		350,047	350,047	262,547
Investment Income (-) <i>[Actual YTD]</i>	1,295,439	323,860	1,174,070	206,310	1,380,381	1,056,521
TOTAL REVENUE	3,061,207	765,302	1,639,664	570,016	2,209,679	1,444,377
Administrative Fee (-) <i>[Full year]</i>	350,000	87,500	350,047		350,047	(262,547)
Agency Expense/Grant (TR)	395,234	98,809	25,934		25,934	72,875
Scholarship Paid (TR)	1,110,291	277,573	109,018		109,018	168,555
Foundation Support (UR)	265,000	66,250		28,721	28,721	37,529
Fund Raising Expense (UR)	365,500	91,375		20,573	20,573	70,802
General & Administrative (UR)	299,550	74,888		48,207	48,207	26,681
TOTAL EXPENSES	2,785,575	696,394	484,999	97,501	582,499	113,894
Transfers	-	-	-	-	-	-
NET CHANGE	\$ 275,632	\$ 68,908	\$ 1,154,665	\$ 472,515	\$ 1,627,180	\$ 1,558,272

Pasadena City College Foundation
Balance Sheet
September 30, 2020

Assets

Current Assets

Cash and Cash Equivalents

BOW 635 Operating	\$ 177,487.12
BOW 619 Net Community	19,033
BOW 544 Debit Card	11,726
CS MM-335	363,458
CS MM-932	245,590
BOW PCC President	5,702
Chase Operating	6,000
Chase Debit	8,000
Chase Merchant	6,000
Chase Savings	6,000
Chase PCC President	6,000
Chase Posey Loan Program	7,000
Total Cash and Cash Equivalents	<u>\$ 861,997</u>

Accounts Receivable

Pledges Receivable Current	\$ 662,451
Holding	607
Total Accounts Receivable	<u>663,058</u>
Total Current Assets	<u>\$ 1,525,055</u>

Long Term Assets

Investments

CS Inv 335	\$ 27,968,439
Osher Funds	2,011,443
Total Investments	<u>\$ 29,979,882</u>

Other Long Term Assets

Pledges Receivable Long Term	\$ 1,906,756
Lots in Arizona	10,850
Total Other Long Term Assets	<u>\$ 1,917,606</u>
Total Long Term Assets	<u>\$ 31,897,488</u>

Total Assets	<u><u>\$ 33,422,543</u></u>
---------------------	------------------------------------

Pasadena City College Foundation
Balance Sheet
September 30, 2020

Liabilities and Fund Balance

Liabilities

Accounts Payable	\$ 8,875
Total Liabilities	\$ 8,875

Fund Balance

Unrestricted Fund Balance	\$ 4,235,542
Temp Restricted Fund Balance	12,650,778
Perm Restricted Fund Balance	16,527,348
Total Fund Balance	\$ 33,413,668
Total Liabilities and Fund Balance	\$ 33,422,543

Pasadena City College Foundation
Income Statement
September 30, 2020

	Unrestricted	Temporarily Restricted	Permanently Restricted	Total
Revenues				
Operating Revenue				
Donations	13,658	-	-	13,658
Total Operating Revenue	13,658	-	-	13,658
Program Donations				
Agency	-	17,239	200	17,439
Scholarship	-	336,136	107,018	443,154
Loan Program	-	5,000	-	5,000
Total Program Donations	-	358,375	107,218	465,593
Administrative Fee Revenue				
Administrative Fee	350,047	-	-	350,047
Total Administrative Fee Revenue	350,047	-	-	350,047
Investment Income				
Interest	6,033	34,331	-	40,363
Dividends	10,615	60,410	-	71,026
Investment Income Allocation	0	0	-	0
Cost Basis Adjustment	(926)	(5,270)	-	(6,196)
Unrealized Gain/Loss	201,251	1,145,281	-	1,346,532
Realized Gain/Loss	(6,119)	(34,821)	-	(40,940)
Investment Management Fees	(4,544)	(25,860)	-	(30,404)
Total Investment Income	206,310	1,174,070	-	1,380,381
Total Revenues	570,016	1,532,445	107,218	2,209,679
Expenses				
Program Expenses				
Personnel Expenses	14,568	-	-	14,568
Program Support				
Scholarships	-	109,018	-	109,018
Agency	-	25,934	-	25,934
Total Program Support	-	134,952	-	134,952
Operating Expenses				
Administrative Fee	-	350,047	-	350,047
Community Involvement	1,000	-	-	1,000
Discretionary Fund	619	-	-	619
Conference and Seminar	1,370	-	-	1,370
Foundation Meetings	125	-	-	125
PCC President Discretionary	(25)	-	-	(25)
Newsletter & Annual Report	11,064	-	-	11,064
Total Operating Expenses	14,152	350,047	-	364,199
Total Program Expenses	28,721	484,999	-	513,719
General and Administrative				
Personnel Expenses	8,362	-	-	8,362
Operating Expenses				
Accounting Fees	23,765	-	-	23,765
Office Supplies	277	-	-	277
Photocopier Lease	707	-	-	707
Advertising	5,250	-	-	5,250
Legal Fees	3,160	-	-	3,160
Bank Fees	135	-	-	135
Taxes	300	-	-	300
Major Gifts Operational	6,250	-	-	6,250
Total Operating Expenses	39,844	-	-	39,844
Total General and Administrative	48,207	-	-	48,207

Pasadena City College Foundation
Income Statement
September 30, 2020

	Unrestricted	Temporarily Restricted	Permanently Restricted	Total
Development Expenses				
Personnel Expenses	12,557	-	-	12,557
Fundraising Expenses				
Printing Expense	1,176	-	-	1,176
Memberships	590	-	-	590
Major Gifts Operational	6,250	-	-	6,250
Total Fundraising Expenses	8,016	-	-	8,016
Total Development Expenses	20,573	-	-	20,573
Total Expenses	97,501	484,999	-	582,499
Transfers				
Transfers In				
Transfer from other funds	-	(24,702)	24,622	(80)
Total Transfers In	-	(24,702)	24,622	(80)
Transfers Out				
Transfer to other funds	-	24,702	(24,622)	80
Total Transfers Out	-	24,702	(24,622)	80
Total Transfers	-	-	-	-
BEGINNING FUND BALANCE	\$ 3,763,027	\$ 11,603,332	\$ 16,420,130	\$ 31,786,488
NET SURPLUS/(DEFICIT)	472,515	1,047,446	107,218	1,627,180
ENDING FUND BALANCE	\$ 4,235,542	\$ 12,650,778	\$ 16,527,348	\$ 33,413,668

Pasadena City College Foundation
Unrestricted Budget
September 30, 2020

	Budget 2020/2021	YTD Budget 09/30/2020	YTD Actual 09/30/2020	YTD Budget Variance
Revenues				
Operating Revenue				
Donations	140,000	35,000	13,658	(21,342)
Unrestricted Pledge Payments Received	114,000	28,500	77,251	48,751
Total Operating Revenue	254,000	63,500	90,909	27,409
Administrative Fee Revenue				
Administrative Fee	350,000	87,500	350,047	262,547
Total Administrative Fee Revenue	350,000	87,500	350,047	262,547
Investment Income				
Dividends and Interest on Unrestricted	50,000	12,500	16,648	4,148
Total Investment Income	50,000	12,500	16,648	4,148
Total Revenues	654,000	163,500	457,604	294,104
Expenses				
Program Expenses				
Personnel Expenses	175,000	43,750	14,568	29,182
Operating Expenses				
Community Involvement	12,000	3,000	1,000	2,000
Discretionary Fund	3,000	750	619	131
PCC President's Discretionary	5,000	1,250	(25)	1,275
Conference and Seminar	3,000	750	1,370	(620)
Foundation Meetings	5,000	1,250	125	1,126
Awards and Recognition	2,000	500	-	500
Newsletter & Annual Report	30,000	7,500	11,064	(3,564)
Printing Expense	15,000	3,750	-	3,750
Postage	2,500	625	-	625
Events	2,500	625	-	625
Advertising	10,000	2,500	-	2,500
Total Operating Expenses	90,000	22,500	14,152	8,348
Total Program Expenses	265,000	66,250	28,721	37,529
General and Administrative				
Personnel Expenses	120,000	30,000	8,362	21,638
Operating Expenses				
Accounting Fees	130,000	32,500	23,765	8,735
Office Supplies	2,500	625	277	348
Printing Expense	1,000	250	-	250
Postage	1,000	250	-	250
Computer Software and Equipment	1,000	250	-	250
Office Interior	1,500	375	-	375
Photocopier Lease	2,800	700	707	(7)
Advertising	10,000	2,500	5,250	(2,750)

Pasadena City College Foundation
Unrestricted Budget
September 30, 2020

	Budget	YTD	YTD	YTD Budget
	2020/2021	Budget	Actual	Variance
		09/30/2020	09/30/2020	
Legal Fees	5,000	1,250	3,160	(1,910)
Bank Fees	2,000	500	135	365
Taxes	250	63	300	(238)
Miscellaneous	2,000	500	-	500
Subscriptions	500	125	-	125
Audit Fees	15,000	3,750	-	3,750
Travel	3,000	750	-	750
Software Training	2,000	500	-	500
Total Operating Expenses	179,550	44,888	33,594	11,293
Total General and Administrative	299,550	74,888	41,957	32,931
Development Expenses				
Personnel Expenses	155,000	38,750	12,557	26,193
Fundraising Expenses				
Marketing and Printing	30,000	7,500	1,176	6,324
Postage	2,000	500	-	500
Computer Software and Equipment	14,000	3,500	-	3,500
Advertising	-	-	-	-
Miscellaneous	1,500	375	-	375
Travel	500	125	-	125
Donor Cultivation	12,000	3,000	-	3,000
Presidents Circle	12,000	3,000	-	3,000
Annual Dinner	-	-	-	-
Memberships & Subscriptions	4,000	1,000	590	410
Database Maintenance	500	125	-	125
Software Training	1,000	250	-	250
Major Gifts Program	37,500	9,375	12,500	(3,125)
Planned Giving	45,500	11,375	-	11,375
Stewardship	50,000	12,500	-	12,500
Total Fundraising Expenses	210,500	52,625	14,266	38,359
Total Development Expenses	365,500	91,375	26,823	64,552
Total Expenses	930,050	232,513	97,501	135,012
Transfers				
Transfers In				
Transfer from other funds (SCPR)	(300,000)	(75,000)	-	(75,000)
Total Transfers In	(300,000)	(75,000)	-	(75,000)
Transfers Out				
Transfer to other funds	-	-	-	-
Total Transfers Out	-	-	-	-
Total Transfers	(300,000)	(75,000)	-	(75,000)
NET SURPLUS/(DEFICIT)	\$ 23,950	\$ 5,988	\$ 360,104	\$ 354,116

Pasadena City College Foundation
Fund Report
September 30, 2020

			YTD	Contributions	Distributions		Investment	Fee Increase/		Fund		
	Principal	Market	Transfers	Received	Paid		Gain/Loss	(Decrease)	Ending			
	Balance	Balance	7/1/2020 -	7/1/2020 -	7/1/2020 -		7/1/2020 -	7/1/2020 -	Balance	Pledges		
	9/30/2020	6/30/2020	9/30/2020	9/30/2020	9/30/2020	Sub Total	9/30/2020	9/30/2020	9/30/2020	Receivable		
										Receivable		
Abram Fund	AGC R	-	5,125	-	100	-	5,225	-	77	5,148	-	5,148
Alice Corey Fund	SCH R	-	63	-	-	-	63	-	1	62	-	62
African American Hert End	AGC P	60,000	87,008	-	-	-	87,008	4,690	1,305	90,393	-	90,393
African American Hert Prg	AGC R	-	18,091	-	-	-	18,091	488	271	18,307	-	18,307
Anthony Georgilas	SCH R	-	41	-	-	-	41	-	1	40	-	40
A. Geuvjehizian	SCH P	25,389	56,595	-	779	-	57,374	3,093	849	59,618	-	59,618
Anne Jaqueline Kelly Scholarship for Photogra	SCH P	47,872	56,118	-	-	-	56,118	3,025	842	58,301	-	58,301
Alan & Sheila Lamson Scholarship	SCH P	25,000	29,060	-	-	-	29,060	1,566	436	30,191	-	30,191
Allen & Louise Almon	SCH P	25,000	26,308	-	-	-	26,308	1,418	395	27,331	-	27,331
Alumni Association	AGC R	-	12,131	-	-	-	12,131	327	182	12,276	-	12,276
Ann Marsh Northern Trst	SCH P	10,000	11,207	-	-	-	11,207	604	168	11,643	-	11,643
A. Mothershed	SFA P	3,957	15,628	-	-	-	15,628	842	234	16,236	-	16,236
Annual Scholarship Fund	SCH S	-	28,062	-	4,537	-	32,599	-	-	32,599	-	32,599
Anthropology	SCH R	-	81	-	20	-	101	-	1	100	-	100
Armenian Fund	AGC R	-	5,242	-	-	-	5,242	-	79	5,164	-	5,164
Art Alliance	GNT R	-	14,297	-	-	1,000	13,297	-	-	13,297	-	13,297
Art Assoc Capital Camp	AGC S	-	95,134	-	-	-	95,134	-	-	95,134	-	95,134
Art Gallery	AGC R	-	334	-	-	-	334	-	5	329	-	329
Art History	SCH R	-	7,017	-	10	-	7,027	-	105	6,922	-	6,922
Art Ryon	SCH P	20,000	21,336	-	-	-	21,336	1,150	320	22,166	-	22,166
ASB Ethnic Studies	SCH P	5,000	11,125	-	-	300	10,825	583	167	11,241	-	11,241
Academic Senate General	AGC R	-	4,465	-	37	-	4,502	-	67	4,435	-	4,435
Academic Senate	SCH P	146,650	303,997	-	136	8,000	296,133	15,956	4,560	307,528	-	307,528
Ashland Prog	AGC R	-	4,038	-	-	-	4,038	-	61	3,977	-	3,977
Ashley Fund	SFA P	2,000	26,507	-	-	-	26,507	1,429	398	27,538	-	27,538
Asian American Pac Ildr	SCH R	-	5,617	-	30	-	5,647	-	84	5,562	-	5,562
Asian Pacific American	AGC R	-	9,901	-	15	628	9,288	-	149	9,140	-	9,140
Asian Pacific Heritage	AGC P	60,000	103,862	-	-	-	103,862	5,598	1,558	107,902	-	107,902
Alan and Sheila Lamson Emergency	SCH P	11,000	-	-	11,000	-	11,000	602	-	11,602	-	11,602
Audre Stong	SFA P	3,802	7,579	-	-	-	7,579	409	114	7,874	-	7,874
Astronomy Prog	AGC R	-	25,660	-	-	-	25,660	692	385	25,966	-	25,966
Athletic Division	AGC R	-	8,010	-	-	200	7,810	-	120	7,690	-	7,690
Auto. Associates	AGC R	-	13,227	-	7,600	3,684	17,144	464	198	17,409	-	17,409
Alyce & Spud Williamson	SCH P	24,665	27,521	-	-	-	27,521	1,483	413	28,592	-	28,592
Bruce Carter	SCH R	-	60,656	-	10,000	-	70,656	1,908	910	71,654	-	71,654
Harold & Lola Benson Fund	AGC R	-	127,442	-	1,560	-	129,002	3,477	1,912	130,568	-	130,568
Berger Foundation Grant	GNT R	-	140,774	-	-	-	140,774	-	-	140,774	50,000	90,774
Bill & Brenda Galloway	SCH P	24,665	28,487	-	-	-	28,487	1,535	427	29,595	-	29,595
Bissiri Fd	SFA P	21,000	185,507	-	-	-	185,507	9,999	2,783	192,723	-	192,723
HerbertEleanor Blackhall	SCH P	517,298	653,554	-	-	-	653,554	35,228	9,803	678,979	-	678,979
Dr. Barbara Latham Excellence in Nursing Aw	SCH R	-	6,439	-	4,870	-	11,308	307	97	11,519	-	11,519
Bonnie Ledyard Jewelry	AGC R	-	7,028	-	-	-	7,028	-	105	6,922	-	6,922
Boone Achievement Award	SCH S	-	27,496	-	-	9,501	17,994	-	-	17,994	-	17,994

Pasadena City College Foundation
Fund Report
September 30, 2020

			Principal	Market	YTD	Contributions	Distributions	Investment	Fee Increase/	Ending		Fund
			Balance	Balance	Transfers	Received	Paid	Gain/Loss	(Decrease)	Balance	Pledges	Net of
			9/30/2020	6/30/2020	7/1/2020 -	7/1/2020 -	7/1/2020 -	7/1/2020 -	7/1/2020 -	9/30/2020	Receivable	Receivable
					9/30/2020	9/30/2020	9/30/2020	Sub Total	9/30/2020	9/30/2020		
Boone/Fetter Family	SCH	P	24,281	27,025	-	-	-	27,025	1,457	405	-	28,076
Bill & Judy Opel Fund	SCH	P	10,000	10,237	-	-	-	10,237	552	154	-	10,635
Bright Futures	SCH	R	-	5,381	-	-	141	5,239	-	81	-	5,159
Broadcast	SFA	P	7,000	49,313	-	-	-	49,313	2,658	740	-	51,231
Ben Rude Linguistic	SCH	R	-	21,985	-	-	-	21,985	592	330	-	22,247
Bugelli Schol	SFA	P	823	7,090	-	-	-	7,090	382	106	-	7,366
Burch Schol Fd	SFA	P	20,000	71,617	-	-	-	71,617	3,859	1,089	-	74,388
Business Division	AGC	R	-	12,136	-	-	-	12,136	327	182	-	12,281
Cannon	SFA	P	32,814	349,581	-	-	-	349,581	18,843	5,244	-	363,180
Capital Guardian Trust	SCH	P	25,169	28,174	-	-	-	28,174	1,519	423	-	29,270
Christine Bilicki Ach Aw	AGC	R	-	50,421	-	-	-	50,421	1,359	756	-	51,023
Christine Bilicki Mem	SCH	P	50,000	72,497	-	-	-	72,497	3,908	1,087	-	75,318
Charles Coleman Griffith	SCH	R	-	1,759	-	-	-	1,759	-	26	-	1,733
Clarine Dunigan Memorial	SCH	R	-	1,480	-	-	-	1,480	-	22	-	1,458
Ceramics Prog	AGC	R	-	21,976	-	-	-	21,976	592	330	-	22,238
Clara Giddings	SFA	P	1,500	9,658	-	-	-	9,658	521	145	-	10,034
Chuck Harrington Scholar	SCH	R	-	593	-	-	-	593	-	9	-	585
C. Hartsough	SFA	P	1,500	8,428	-	-	-	8,428	454	126	-	8,756
Chemistry Fund	SCH	P	11,140	32,167	-	-	-	32,167	1,734	483	-	33,418
Child Development Center	AGC	R	-	25,068	-	(14)	-	25,054	518	281	5,825	19,467
Chinese Language Prog	AGC	R	-	2,674	-	-	-	2,674	-	40	-	2,634
Cinema Prog	AGC	R	-	31,725	-	-	-	31,725	855	476	-	32,104
Cliff Lance Const. Sch	SCH	R	-	89	-	-	-	89	-	1	-	88
Clifford Swan Invest	SCH	P	16,000	23,338	-	-	-	23,338	1,258	350	-	24,246
Carol Liu Sch	SCH	P	55,000	57,821	-	-	-	57,821	1,500	417	30,000	28,903
Computer Info Systems	AGC	R	-	17,669	-	-	-	17,669	476	265	-	17,880
Corcoran Mem	SFA	P	9,152	17,007	-	-	-	17,007	917	255	-	17,669
Cordelius	SFA	P	8,500	33,987	-	-	-	33,987	1,832	510	-	35,309
Jack & Frances Courtney Fund	SCH	P	52,641	72,921	-	-	-	72,921	3,931	1,094	-	75,757
Claudette Renner	SCH	R	-	11	-	-	-	11	-	0	-	11
C. Robbins	SFA	P	150,000	223,672	-	-	-	223,672	12,056	3,355	-	232,373
Classified Senate	SCH	R	-	4,916	-	17	-	4,933	-	74	-	4,859
Culinary Arts Program	SCH	R	-	2,185	-	-	-	2,185	-	33	-	2,152
Dance	AGC	R	-	238	-	-	-	238	-	4	-	234
Decker Mem	SFA	P	1,050	2,467	-	-	-	2,467	133	37	-	2,563
Dental Assisting	AGC	R	-	5,548	-	-	-	5,548	-	83	-	5,465
Dental Associates	AGC	R	-	435	-	-	-	435	-	7	-	428
Dental Equipment	AGC	R	-	2,588	-	-	-	2,588	-	39	-	2,549
Dental Hygiene Assoc	AGC	R	-	2,647	-	-	-	2,647	-	40	-	2,607
Dental Lab Tech	AGC	R	-	3,028	-	-	-	3,028	-	45	-	2,983
Dental Prog	AGC	R	-	977	-	-	-	977	-	15	-	962
Dorothy and Elmo Falcinella Scholarship	SCH	P	36,000	37,738	-	-	-	37,738	2,034	566	-	39,206
Dorothy Gantvoort Sch Fd	SCH	P	132,266	174,535	-	-	-	174,535	9,408	2,618	-	181,325

**Pasadena City College Foundation
Fund Report
September 30, 2020**

			YTD	Contributions	Distributions		Investment	Fee Increase/		Fund		
	Principal	Market	Transfers	Received	Paid		Gain/Loss	(Decrease)	Ending			
	Balance	Balance	7/1/2020 -	7/1/2020 -	7/1/2020 -		7/1/2020 -	7/1/2020 -	Balance	Pledges		
	9/30/2020	6/30/2020	9/30/2020	9/30/2020	9/30/2020	Sub Total	9/30/2020	9/30/2020	9/30/2020	Receivable		
										Receivable		
Donald R. Hight Sch	SCH R	-	6,278	-	-	6,278	-	94	6,184	-	6,184	
Digital Arts	AGC R	-	2,356	-	-	2,356	-	35	2,321	-	2,321	
Disaster Relief	AGC R	-	535	-	-	535	-	8	527	-	527	
Dorvin & Betty Leis Fam	SCH P	97,722	114,615	-	-	114,615	6,178	1,719	119,074	-	119,074	
America Dream Keepers	SCH R	-	-	35	35	-	-	-	-	-	-	
Don Richardson Memorial	SCH R	-	98	-	-	98	-	1	97	-	97	
DSPS Holiday	AGC R	-	606	-	-	606	-	9	597	-	597	
Economic Workforce Development	GNT R	-	15,415	-	10	15,425	-	-	15,425	-	15,425	
Educational Acc. Grant	AGC R	-	12,430	-	-	12,430	335	186	12,578	-	12,578	
Eric Hood Memorial	AGC R	-	13,313	-	-	13,313	359	200	13,472	-	13,472	
E. Jensen	SFA P	150,075	401,439	-	-	1,500	399,939	21,556	6,022	415,474	-	415,474
Electrical Technology	SCH R	-	0	-	-	0	-	-	0	-	0	
Eleven Twenty Seven Found	SCH G	-	2,500	-	-	2,500	-	-	2,500	-	2,500	
Emcor Sch	SCH G	-	5,000	-	-	5,000	-	-	5,000	-	5,000	
Eng Div Retired Fac Sch	SCH R	-	1,015	-	-	1,015	-	15	1,000	-	1,000	
Engineering & Technology	AGC R	-	1,616	-	-	1,616	-	24	1,591	-	1,591	
English Division	AGC R	-	30,669	-	1,000	1,075	30,594	824	460	30,958	-	30,958
English Div Scholarship	SCH R	-	15,754	-	175	-	15,929	429	236	16,122	-	16,122
Edna Plummer	SFA P	14,411	25,044	-	-	-	25,044	1,350	376	26,018	-	26,018
Eric Seger Memorial	SCH P	5,000	4,729	-	-	-	4,729	255	71	4,913	-	4,913
Eric Sheng Huang Memorial	SCH G	-	2,750	-	-	-	2,750	-	-	2,750	-	2,750
Edwin Van Amringe Geo	SCH P	62,250	97,831	-	-	-	97,831	5,273	1,467	101,636	-	101,636
Excellence in Ceramics	SCH R	-	271	-	-	-	271	-	4	267	-	267
Exp. of Teach Math & Phy	AGC R	-	60,084	-	-	3,000	57,084	1,537	901	57,720	-	57,720
Facilities	AGC R	-	41,846	-	-	-	41,846	1,128	628	42,346	-	42,346
Facto Mem Fd	SFA P	1,875	4,111	-	-	-	4,111	222	62	4,271	-	4,271
Farrer Mem Fd	SFA P	66,653	250,138	-	-	-	250,138	13,483	3,752	259,868	-	259,868
Fastabend Von Brpckdorf	SFA P	147,836	212,598	-	-	2,500	210,098	11,323	3,189	218,231	-	218,231
Fine & Commercial Arts	AGC R	-	9	-	-	-	9	-	0	9	-	9
Flea Market Student Leadership	SCH R	-	2,000	-	-	-	2,000	-	30	1,970	-	1,970
Flea Market Various Scholarships	SCH R	-	5,300	-	-	-	5,300	-	80	5,221	-	5,221
Flea Market Volunteerism	SCH R	-	(2,000)	-	-	2,000	(4,000)	-	-	(4,000)	-	(4,000)
Fletcher Jones Sch	SCH G	-	2,500	-	-	-	2,500	-	-	2,500	-	2,500
Food Pantry	AGC R	-	26,587	-	1,886	1,560	26,913	725	399	27,240	-	27,240
Foothill Campus	AGC R	-	14,643	-	-	-	14,643	395	220	14,818	-	14,818
Friends of Foster Care	AGC R	-	(75)	-	1,602	120	1,407	-	-	1,407	-	1,407
Foundation Endowment Fund	AGC P	2,834,665	3,450,602	-	-	-	3,450,602	101,159	27,009	3,524,753	1,575,000	1,949,753
Foundation Operating Fund	AGC R	-	7,932	-	-	-	7,932	-	119	7,813	-	7,813
Freshmen Scholarship	SCH P	22,654	28,448	-	-	-	28,448	1,533	427	29,555	-	29,555
Friends of Library	AGC R	-	1,308	-	-	-	1,308	-	20	1,289	-	1,289
Fund for Veterans Edu	AGC S	-	26,681	-	15	2,500	24,196	-	-	24,196	575	23,621
Gomar E. Cool	SCH R	-	6,092	-	-	-	6,092	-	91	6,001	-	6,001
Gertmenian Culinary Program Sch	SCH S	-	4,894	-	5,000	-	9,894	-	-	9,894	4,000	5,894

Pasadena City College Foundation
Fund Report
September 30, 2020

			YTD	Contributions	Distributions		Investment	Fee Increase/		Fund	
	Principal	Market	Transfers	Received	Paid		Gain/Loss	(Decrease)	Ending		
	Balance	Balance	7/1/2020 -	7/1/2020 -	7/1/2020 -		7/1/2020 -	7/1/2020 -	Balance	Pledges	
	9/30/2020	6/30/2020	9/30/2020	9/30/2020	9/30/2020	Sub Total	9/30/2020	9/30/2020	9/30/2020	Receivable	
										Receivable	
Graduation Fund	AGC R	-	2,481	-	-	2,481	-	37	2,444	-	2,444
Graphic Arts	SFA P	975	2,796	-	-	2,796	151	42	2,904	-	2,904
Geraldine Webb	SFA P	60,374	71,563	-	-	71,563	3,857	1,073	74,347	-	74,347
Hammond/Vander Veen	SFA P	1,908	17,859	-	-	17,859	963	268	18,554	-	18,554
Helen Drake Smetz	SCH P	60,000	90,348	-	-	90,348	4,870	1,355	93,863	-	93,863
Health Science	AGC R	-	(78)	-	-	(78)	-	-	(78)	-	(78)
Health Sciences Scholarship	SCH R	-	210	-	-	210	-	3	207	-	207
Heartfield Scholarship	SCH R	-	2,353	-	-	2,353	-	35	2,318	-	2,318
Herb & Elayne Scholarship	SCH R	-	1,434	-	-	1,434	-	22	1,413	-	1,413
Harold Hansen	SFA P	1,420	7,724	-	-	7,724	416	116	8,025	-	8,025
Henry Hwang	SCH P	10,000	10,935	-	-	10,935	589	164	11,361	-	11,361
Hirai Japanese Sch	SCH P	27,614	30,321	-	-	30,321	1,634	455	31,501	-	31,501
Hixon Teacher Prep	AGC P	1,050,000	1,091,106	-	456	1,090,650	58,787	16,365	1,133,072	-	1,133,072
Harry Montgomery	SCH G	-	5,000	-	-	5,000	-	-	5,000	-	5,000
Earl Holder Scholarship	SCH P	1,100	28,507	-	-	28,507	1,537	428	29,615	-	29,615
Horrell Family	SFA P	5,000	21,391	-	-	21,391	1,153	321	22,223	-	22,223
Hotel Constance	SCH G	-	5,000	-	-	5,000	-	-	5,000	-	5,000
Huang Future Teachers	SCH P	35,000	33,388	-	-	33,388	1,800	501	34,687	-	34,687
Isabel Anderson Photography	SCH P	26,000	26,970	-	-	26,970	1,454	405	28,019	-	28,019
Isabel Frazee	SFA P	1,000	3,030	-	-	3,030	163	45	3,147	-	3,147
Int'l Students	SFA P	14,118	21,552	-	-	21,552	1,162	323	22,390	-	22,390
Italian American	SCH S	-	13,126	-	-	13,126	-	-	13,126	-	13,126
Italian American	SCH P	27,462	49,492	-	-	49,492	2,668	742	51,417	-	51,417
Italian Studies	AGC R	-	786	-	-	786	-	12	774	-	774
Nursing & Dent. Jameson	GNT R	-	3,648	-	-	3,648	-	-	3,648	-	3,648
Jameson Foundation STEM Coding Project	GNT R	-	25,000	-	-	25,000	-	-	25,000	-	25,000
Jameson Veteran Students	GNT R	-	25,000	-	-	25,000	-	-	25,000	-	25,000
J Aspberger & C Adams	SCH G	-	2,500	-	-	2,500	-	-	2,500	-	2,500
John Crowe	SCH P	4,500	5,928	-	-	5,928	320	89	6,158	-	6,158
James Dupriest Memorial	SCH P	5,000	49,897	-	-	49,897	2,690	748	51,838	-	51,838
James Galbraith Journal	SCH P	159,570	279,084	-	12,075	291,159	15,704	4,186	302,677	-	302,677
James Galbraith Speech	SCH P	159,030	253,532	-	12,050	265,582	14,325	3,803	276,104	-	276,104
Jeanette Getty Jones	SCH P	10,000	13,238	-	-	13,238	714	199	13,753	-	13,753
Judith Greenlee	SCH R	-	6,656	-	-	6,656	-	100	6,556	-	6,556
John S Gregory Memorial Scholarship	SCH P	31,000	34,425	-	-	34,425	1,856	516	35,764	-	35,764
Jim Hulgán Awards	SCH P	8,640	11,516	-	-	11,516	621	173	11,964	-	11,964
Janle Long & Marion Murphy	SFA P	5,572	4,991	-	-	4,991	269	75	5,185	-	5,185
Jeanette Mann Foster Youth Resource Center	AGC R	-	5,512	-	-	5,512	-	83	5,430	-	5,430
Jimmy McLain Scholarship	SCH P	28,076	31,452	-	-	31,452	1,695	472	32,676	-	32,676
Joe Morgan	SFA P	1,600	6,508	-	-	6,508	351	98	6,761	-	6,761
Jollie Scholarship	SCH P	25,000	28,831	-	-	28,831	1,554	432	29,953	-	29,953
James O'Mara	SFA P	1,500	14,801	-	-	14,801	798	222	15,377	-	15,377
Jackie Robinson	SFA P	876	6,400	-	-	6,400	345	96	6,649	-	6,649

Pasadena City College Foundation
Fund Report
September 30, 2020

			Principal	Market	YTD	Contributions	Distributions	Investment	Fee Increase/	Ending		Fund	
			Balance	Balance	Transfers	Received	Paid	Gain/Loss	(Decrease)	Balance	Pledges	Net of	
			9/30/2020	6/30/2020	7/1/2020 -	7/1/2020 -	7/1/2020 -	7/1/2020 -	7/1/2020 -	9/30/2020	Receivable	Receivable	
					9/30/2020	9/30/2020	9/30/2020	Sub Total	9/30/2020	9/30/2020			
Jack Scott Scholarship	SCH	P	25,000	25,403	-	-	-	25,403	776	216	25,964	11,000	14,964
Jim Stevens Scholars Fund	SCH	R	-	636	-	-	-	636	-	10	627	-	627
John Sullivan	SFA	P	1,050	1,450	-	-	-	1,450	78	22	1,507	-	1,507
Jeanne Ward Goldmann	AGC	R	-	320	-	-	-	320	-	5	315	-	315
Kester MemL	SFA	P	10,000	32,299	-	-	-	32,299	1,741	484	33,555	-	33,555
Kinesiology, Health & Athl	AGC	R	-	7,701	-	33	-	7,734	-	116	7,618	-	7,618
Kathleen Loly	SFA	P	10,150	71,968	-	-	250	71,718	3,866	1,080	74,504	-	74,504
Keith Miller Scholarship	SCH	R	-	3,531	-	-	-	3,531	-	53	3,478	-	3,478
Jerry and Terri Kohl	AGC	R	-	41,415	-	-	-	41,415	1,116	621	41,910	-	41,910
Kossler Scholarship	SCH	P	43,962	56,498	-	-	-	56,498	2,808	781	58,524	4,400	54,124
Kovacs Art	SCH	P	9,388	11,076	-	-	-	11,076	597	166	11,507	-	11,507
Katie Peters Memorial	AGC	R	-	29,516	-	-	-	29,516	795	443	29,869	-	29,869
K. Thomas	SFA	P	5,580	41,478	-	-	-	41,478	2,236	622	43,092	-	43,092
LAC Tutor Scholarship	SCH	P	15,000	29,376	-	-	-	29,376	1,583	441	30,519	-	30,519
Lady Lancers	AGC	R	-	(19)	-	-	-	(19)	-	-	(19)	-	(19)
Lancer Radio	AGC	R	-	3,084	-	-	-	3,084	-	46	3,038	-	3,038
Lancers for Life	AGC	R	-	(194)	-	20	-	(174)	-	-	(174)	-	(174)
Landscaping the Future	AGC	R	-	1,515	-	-	-	1,515	-	23	1,492	-	1,492
Languages General	AGC	R	-	481	-	10	-	491	-	7	484	-	484
Languages Scholarships	SCH	R	-	8,893	-	20	500	8,413	-	133	8,280	-	8,280
Leo Atencio Memorial Sch	SCH	R	-	0	-	-	-	0	-	-	0	-	0
Latino Advisory Comm Sch	SCH	R	-	1,561	-	75	-	1,636	-	23	1,612	-	1,612
Latino Chicano Herit	AGC	P	60,000	134,740	-	-	-	134,740	7,263	2,021	139,982	-	139,982
Latino Community Leaders	AGC	R	-	4,386	-	-	-	4,386	-	66	4,320	-	4,320
Latino's Scholars Fund	AGC	P	301,132	403,996	-	-	8,000	395,996	21,338	6,060	411,275	-	411,275
Latinx STEM Scholar	GNT	R	-	160,000	-	-	-	160,000	-	-	160,000	-	160,000
Lawrence R Baker	SCH	R	-	509	-	-	-	509	-	8	501	-	501
Learning Communities	AGC	R	-	1,683	-	-	-	1,683	-	25	1,658	-	1,658
Lola Howard Scholarship	SCH	P	5,000	6,641	-	-	-	6,641	358	100	6,899	-	6,899
Library General	AGC	R	-	7,218	-	10	-	7,228	-	108	7,119	-	7,119
Liu/Cheney Scholarship	SCH	R	-	41	-	-	-	41	-	1	40	-	40
Y PangLiu/V Spaulding Mem	SCH	R	-	4,377	-	-	-	4,377	-	66	4,311	-	4,311
Lee Moyene Mark Inv	SCH	R	-	13,861	-	-	-	13,861	374	208	14,027	-	14,027
Lorenza Quintero Carrera	SCH	R	-	1,760	-	100	-	1,860	-	26	1,834	-	1,834
Lois & William Ramey	SCH	R	-	(2,000)	-	-	(2,000)	-	-	-	-	-	-
Lukehart Hilt	SFA	P	500	2,654	-	-	-	2,654	143	40	2,757	-	2,757
Lula Claire Parmley Fund	AGC	P	100,000	134,554	-	-	-	134,554	7,253	2,018	139,789	-	139,789
Major Gifts	AGC	R	-	(50,000)	-	-	-	(50,000)	-	-	(50,000)	250,000	(300,000)
Michael D Antonovich	SCH	G	-	2,500	-	-	-	2,500	-	-	2,500	-	2,500
Marvin Fd	SFA	P	120,622	157,929	-	-	-	157,929	8,513	2,369	164,072	-	164,072
Mathematics General	AGC	R	-	38,177	-	80	-	38,257	1,031	573	38,716	-	38,716
Marti Bekey Sch Fund	SCH	P	50,000	57,717	-	-	-	57,717	3,111	866	59,962	-	59,962
Media Center	AGC	R	-	1,060	-	-	-	1,060	-	16	1,044	-	1,044

Pasadena City College Foundation
Fund Report
September 30, 2020

			Principal	Market	YTD	Contributions	Distributions	Investment	Fee Increase/	Ending		Fund
			Balance	Balance	Transfers	Received	Paid	Gain/Loss	(Decrease)	Balance	Pledges	Net of
			9/30/2020	6/30/2020	7/1/2020 -	7/1/2020 -	7/1/2020 -	7/1/2020 -	7/1/2020 -	9/30/2020	Receivable	Receivable
					9/30/2020	9/30/2020	9/30/2020	9/30/2020	9/30/2020	9/30/2020		
							Sub Total					
Maria Fernandez Memorial	SCH	P	31,482	35,565	-	-	35,565	1,917	533	36,948	-	36,948
Major Gifts Arts	AGC	R	-	29,966	-	-	29,966	437	243	30,160	13,750	16,410
Major Gifts Athletics	AGC	R	-	873	-	75	948	-	13	935	-	935
Major Gifts Career & Tech Education	AGC	R	-	62,212	-	275	61,612	488	266	61,835	43,500	18,335
Major Gifts Scholarships	SCH	R	-	84,005	-	333	84,338	1,343	735	84,946	34,500	50,446
Michillinda Womens Club	SFA	P	62,466	76,554	-	-	76,554	4,126	1,148	79,532	-	79,532
Miller Fund	SCH	P	708,363	671,853	-	-	671,853	36,214	10,078	697,989	-	697,989
Million Meals Marathon	AGC	R	-	1,741	-	-	1,741	-	26	1,715	-	1,715
Mitchell Mem	SFA	P	5,216	58,189	-	-	58,189	3,136	873	60,452	-	60,452
Mitchell Prof	SFA	P	23,017	101,638	-	-	101,638	5,478	1,525	105,592	-	105,592
Mark Lacter Scholarship	SCH	R	-	-	-	974	974	-	-	974	-	974
Malcolm Lumby	SCH	P	77,606	207,261	-	-	207,261	11,172	3,109	215,324	-	215,324
Mohs Perform	SFA	P	16,365	31,515	-	-	31,515	1,699	473	32,741	-	32,741
Monira Qutubuddin	SCH	P	10,000	17,309	-	-	17,309	933	260	17,983	-	17,983
Moon Family Scholarship Fund	SCH	R	-	16,580	-	-	16,580	-	61	16,519	12,500	4,019
Michael Orr	SFA	P	2,212	6,027	-	-	6,027	325	90	6,262	-	6,262
Merrill Poore	SFA	P	7,399	34,571	-	-	34,571	1,863	519	35,916	-	35,916
Marjorie L. Spigle	SCH	P	39,640	49,405	-	-	49,405	2,663	741	51,326	-	51,326
Mary Uchiyama Scholarship	SCH	P	55,176	53,172	-	-	53,172	2,866	798	55,240	-	55,240
Music Department	AGC	R	-	2,157	-	500	342	2,315	32	2,282	-	2,282
MWD Water Quality	GNT	R	-	725	-	-	725	-	-	725	-	725
NAQP Graphics Arts	SCH	R	-	486	-	-	486	-	7	479	-	479
Nasa PSA	AGC	R	-	547	-	-	547	-	8	538	-	538
Natural Sciences	AGC	R	-	135,176	-	825	9,634	126,367	3,402	127,742	-	127,742
Navarro & Padilla	SCH	P	15,000	36,163	-	-	36,163	1,949	542	37,570	-	37,570
Nursing General	AGC	R	-	6,349	-	-	6,349	-	95	6,254	-	6,254
Nursing General Sch	SCH	R	-	81,317	-	-	81,317	2,192	1,220	82,288	-	82,288
Nursing Kaiser Grant	AGC	P	25,000	37,734	-	-	37,734	2,034	566	39,202	-	39,202
Nancy Wyker	SFA	P	265,000	1,800,180	-	-	2,500	1,797,680	96,896	1,867,573	-	1,867,573
Octavia Butler	SCH	R	-	100	-	-	100	-	2	99	-	99
Opera Prog.	AGC	R	-	20,355	-	-	20,355	481	268	20,568	2,500	18,068
Orgullo Scholarship	SCH	R	-	656	-	-	656	-	10	646	-	646
Osher Alexander Family	Sch	P	13,334	14,726	-	576	15,302	-	-	15,302	-	15,302
Osher Asian Pacific American	SCH	P	18,910	21,185	-	817	22,002	-	-	22,002	-	22,002
Osher Honor of Bill Calfas	SCH	P	33,334	36,813	-	1,440	38,253	-	-	38,253	-	38,253
Osher Elton C Davis Mem Sch	SCH	P	13,334	15,326	-	576	15,902	-	-	15,902	-	15,902
Osher Fnd Endowment KPCC	SCH	P	350,000	386,828	-	15,124	401,952	-	-	401,952	-	401,952
Osher D & S Gertmenian Sch	SCH	P	13,334	14,726	-	576	15,302	-	-	15,302	-	15,302
Osher J Jen & N L C Chang Sch	SCH	P	13,334	14,726	-	576	15,302	-	-	15,302	-	15,302
Osher Misc	SCH	P	7,349	9,050	-	318	9,367	-	-	9,367	-	9,367
Osher D Mitoma & M Inouye Sch	SCH	P	13,334	14,126	-	576	14,702	-	-	14,702	-	14,702
Osher R Westerbeck Perfm Art	SCH	P	250,000	279,992	-	10,803	290,794	-	-	290,794	-	290,794
Osher PCC Retirees' Assoc	SCH	P	13,475	16,094	-	582	16,676	-	-	16,676	-	16,676

Pasadena City College Foundation
Fund Report
September 30, 2020

			YTD	Contributions	Distributions		Investment	Fee Increase/		Fund	
	Principal	Market	Transfers	Received	Paid		Gain/Loss	(Decrease)	Ending	Fund	
	Balance	Balance	7/1/2020 -	7/1/2020 -	7/1/2020 -		7/1/2020 -	7/1/2020 -	Balance	Net of	
	9/30/2020	6/30/2020	9/30/2020	9/30/2020	9/30/2020	Sub Total	9/30/2020	9/30/2020	9/30/2020	Pledges	
										Receivable	
										Receivable	
Osher Scholarship	SCH P	-	413	-	15,000	-	15,413	-	15,413	-	15,413
Osher Jack Scott Scholarship	SCH P	20,000	26,883	-	600	-	27,483	-	27,483	-	27,483
Osher K&R Sugimoto FamTrst	SCH P	60,000	66,562	-	2,593	-	69,155	-	69,155	-	69,155
Osher R Westerbeck Visual Med	SCH P	250,000	275,192	-	10,803	-	285,994	-	285,994	-	285,994
Osher R Westerbeck Sch	SCH P	500,000	542,883	-	21,606	-	564,489	-	564,489	-	564,489
Osher G Yee & Dr M Kao Memo	SCH P	13,334	15,926	-	576	-	16,502	-	16,502	-	16,502
Osher T Yizhao & Y C Chang	SCH P	13,334	14,726	-	576	-	15,302	-	15,302	-	15,302
Osher Zillgitt Fashion	SCH P	107,402	128,677	-	4,641	-	133,318	-	133,318	-	133,318
Osher Zillgitt Nursing	SCH P	107,402	119,877	-	4,641	-	124,518	-	124,518	-	124,518
Friends of Parent Edu	AGC R	-	25,686	-	-	-	25,686	692	385	25,993	25,993
Parsons Grant	GNT R	-	3,282	-	-	-	3,282	-	-	3,282	3,282
Pasadena Hear	SFA P	1,500	27,030	-	-	-	27,030	1,457	405	28,082	28,082
Pasadena Medical	SFA P	10,000	16,411	-	-	-	16,411	885	246	17,049	17,049
Pass Food Voucher Prog	AGC R	-	1,629	-	-	-	1,629	-	24	1,604	1,604
PCC/Huntington Memorial	AGC R	-	29,939	-	-	-	29,939	807	449	30,296	30,296
PCC Pride Coalition	SCH R	-	2,142	-	-	-	2,142	-	32	2,110	2,110
PCC Promise Program Scholarship	SCH R	-	1,000	-	-	-	1,000	-	15	985	985
PCC Retirees Scholarship	SCH P	113,354	118,812	-	-	-	118,812	5,973	1,662	123,123	8,000
PCC Small Business Dev	AGC R	-	14,902	-	1,500	150	16,252	439	224	16,467	16,467
Pasadena Community Foundation Scholars	SCH R	-	8,958	-	54,000	4,751	58,207	1,589	134	59,661	59,661
Philip G Cornelius Award Excellence in Ceram	SCH P	14,435	14,777	-	-	-	14,777	797	222	15,352	15,352
Pejoumand Family Scholarship	SCH P	-	10,620	-	-	-	10,620	572	159	11,033	11,033
Pele Project	AGC R	-	3,128	-	-	-	3,128	-	47	3,081	3,081
Performing & Comm	AGC R	-	1,214	-	53	-	1,268	-	18	1,250	1,250
Petersen	GNT R	-	80,094	-	-	6,795	73,299	-	-	73,299	73,299
Pamela Girard Art	AGC P	100,000	106,722	-	-	-	106,722	5,752	1,601	110,874	110,874
Physical Sciences Gen	AGC R	-	2,496	-	-	-	2,496	-	37	2,458	2,458
Physics 1A & 1B	SCH R	-	4,630	-	-	-	4,630	-	69	4,560	4,560
Physical Sciences Sch	SCH R	-	2,558	-	-	-	2,558	-	38	2,519	2,519
Piano Fund	AGC R	-	461,676	-	-	-	461,676	12,442	6,925	467,193	467,193
Piano Program	AGC R	-	50,241	-	-	-	50,241	1,354	754	50,841	50,841
Paul Kilian	SCH P	25,690	30,942	-	-	-	30,942	1,668	464	32,146	32,146
Posey Institutional Loan Program for PCC Nur	LON S	-	250,000	-	5,000	-	255,000	-	5,000	250,000	150,000
Posey Nursing Scholarship	SCH S	-	724	-	43,500	-	44,224	-	-	44,224	44,224
Peggy Phelps	SCH P	81,257	11,230	-	71,257	-	82,487	4,505	168	86,823	86,823
Pres Afric Amer Adv Comm	AGC R	-	393	-	-	-	393	-	6	387	387
Print Industry	SCH R	-	288	-	-	-	288	-	4	283	283
Printing Program	AGC R	-	2,008	-	-	-	2,008	-	30	1,978	1,978
Peter Ryan	SFA P	3,000	21,272	-	-	-	21,272	1,147	319	22,099	22,099
Puente Project	SCH R	-	22,517	-	-	-	22,517	607	338	22,786	22,786
Putnam Schol	SFA P	5,000	20,457	-	-	-	20,457	1,103	307	21,253	21,253
QSO Club	SCH P	5,000	8,039	-	-	-	8,039	433	121	8,352	8,352
Quake Safe	AGC R	-	146	-	-	-	146	-	2	144	144

Pasadena City College Foundation
Fund Report
September 30, 2020

			YTD	Contributions	Distributions		Investment	Fee Increase/		Fund		
	Principal	Market	Transfers	Received	Paid		Gain/Loss	(Decrease)	Ending	Fund		
	Balance	Balance	7/1/2020 -	7/1/2020 -	7/1/2020 -		7/1/2020 -	7/1/2020 -	Balance	Net of		
	9/30/2020	6/30/2020	9/30/2020	9/30/2020	9/30/2020	Sub Total	9/30/2020	9/30/2020	9/30/2020	Pledges		
										Receivable		
										Receivable		
Radiology Technology	AGC	R	-	17,666	-	6,500	11,166	298	265	11,199	-	11,199
Rapid Response	AGC	R	-	16,984	(80)	-	17,064	460	255	17,270	-	17,270
Ralph Bernays	SFA	P	35,348	57,695	-	-	57,695	3,110	865	59,939	-	59,939
Robert Brough	SCH	G	-	6,000	-	-	6,000	-	-	6,000	-	6,000
R. Browning	SFA	P	1,612	3,969	-	-	3,969	214	60	4,123	-	4,123
Roy Coats Lions Club	SCH	P	15,000	29,437	-	-	29,437	1,587	442	30,582	-	30,582
Roberta Cole Nursing	SCH	P	10,000	10,069	-	-	10,069	543	151	10,461	-	10,461
Renee Copeland Memorial	SCH	P	5,000	6,395	-	300	6,095	328	96	6,327	-	6,327
Raymond P. Davis	SCH	P	10,000	12,930	-	-	12,930	697	194	13,433	-	13,433
Reg Nursing	SFA	P	1,590	12,627	-	-	12,627	681	189	13,118	-	13,118
Religious Studies	SCH	R	-	2,284	-	-	2,284	-	34	2,250	-	2,250
Retirees Association	SCH	R	-	20,394	-	200	19,594	297	177	19,713	8,575	11,138
PCC Retirees Emergency	SCH	R	-	500	-	-	500	-	8	493	-	493
Rosabelle Fetty Fund	AGC	R	-	53,969	-	-	53,969	1,454	810	54,614	-	54,614
Robert G Freeman Center	AGC	R	-	303,759	-	-	303,759	5,492	3,057	306,194	99,982	206,212
Ralph Hallman	SFA	P	2,545	10,003	-	10	10,013	540	150	10,402	-	10,402
Robert Haugh	SCH	P	25,000	49,735	-	-	49,735	2,681	746	51,670	-	51,670
Risser Award	AGC	P	20,500	30,840	-	186	30,654	1,652	463	31,843	-	31,843
Ross Reed Organ	AGC	R	-	6,340	-	-	6,340	-	95	6,245	-	6,245
R.S. Handley	SFA	P	650	2,339	-	-	2,339	126	35	2,430	-	2,430
Robert Sprague Scholarship	GNT	R	-	10,000	-	-	10,000	-	-	10,000	-	10,000
Robert Westerbeck	SCH	P	4,097,445	5,193,727	-	-	5,193,727	279,950	77,906	5,395,771	-	5,395,771
Sarni Family Foundation	SCH	P	10,000	11,723	-	591	12,314	664	176	12,802	-	12,802
Suzanne Bravendar Paint	SCH	R	-	978	-	-	978	-	15	963	-	963
Schild Fund	AGC	P	29,795	39,577	-	-	39,577	2,133	594	41,116	-	41,116
Scholarship General	SCH	R	-	84,896	-	3,336	84,232	2,270	1,273	85,229	-	85,229
Schow Foundation Art	SCH	P	50,000	76,811	-	-	76,811	4,140	1,152	79,799	-	79,799
Screen Printing	AGC	R	-	1,551	-	-	1,551	-	23	1,528	-	1,528
SFA General Fund	SFA	P	87,133	320,930	-	-	320,930	17,299	4,814	333,415	-	333,415
Shelly Gaskin Book Voucher Fund	SCH	R	-	20,483	-	-	20,483	552	307	20,728	-	20,728
Shackelford	SFA	P	251	2,132	-	405	1,726	93	32	1,787	-	1,787
Sharp Seating Co	SCH	P	20,000	23,456	-	-	23,456	1,264	352	24,369	-	24,369
Shav Gilck	SCH	P	25,000	30,889	-	-	30,889	1,665	463	32,091	-	32,091
Stan Hobert Memorial	SCH	R	-	317	-	-	317	-	5	312	-	312
Slater	SFA	P	170,000	284,278	-	-	284,278	15,323	4,264	295,337	-	295,337
Steve Madison	SCH	P	10,000	12,523	-	-	12,523	352	98	12,777	6,000	6,777
Sandi Mejia Sch	SCH	G	-	2,548	-	-	2,548	-	-	2,548	-	2,548
Sumie Nakano Scho Fund	SCH	P	10,000	12,230	-	-	12,230	659	183	12,706	-	12,706
Social Sci. General Fund	AGC	R	-	8,811	-	-	8,811	-	132	8,678	-	8,678
Sidney Orloff	SCH	P	5,000	7,148	-	-	7,148	385	107	7,426	-	7,426
SouthBay Workforce	AGC	R	-	(97)	-	-	(97)	-	-	(97)	-	(97)
Spanish Theatre Group	AGC	R	-	737	-	-	737	-	11	726	-	726
Special Projects	AGC	R	-	8,886	-	-	8,886	-	133	8,753	-	8,753

Pasadena City College Foundation
Fund Report
September 30, 2020

			Principal	Market	YTD	Contributions	Distributions	Investment	Fee Increase/	Ending		Fund	
			Balance	Balance	Transfers	Received	Paid	Gain/Loss	(Decrease)	Balance	Pledges	Net of	
			9/30/2020	6/30/2020	7/1/2020 -	7/1/2020 -	7/1/2020 -	7/1/2020 -	7/1/2020 -	9/30/2020	Receivable	Receivable	
					9/30/2020	9/30/2020	9/30/2020	Sub Total	9/30/2020	9/30/2020	9/30/2020	9/30/2020	
Speech Scholarship	SCH	P	22,621	27,627	-	-	-	27,627	1,489	414	28,702	-	28,702
Stan Gray Athletic Zone	AGC	P	25,000	90,424	-	-	-	90,424	4,874	1,356	93,941	-	93,941
Steinbeck Country	AGC	R	-	787	-	-	-	787	-	12	776	-	776
St. Lukes Nursing	SCH	P	10,000	10,465	-	-	-	10,465	564	157	10,872	-	10,872
Stroud Family Child Dev.	SCH	R	-	621	-	-	-	621	-	9	612	-	612
Student Health Center	AGC	R	-	2,351	-	-	-	2,351	-	35	2,316	-	2,316
Student Sculpture Prog	AGC	R	-	1,451	-	-	-	1,451	-	22	1,429	-	1,429
Student Services	AGC	R	-	4,572	-	-	-	4,572	-	69	4,503	-	4,503
Students in Need	AGC	R	-	-	45	45	-	-	-	-	-	-	-
Student Success Scholar	SCH	R	-	87,689	-	-	600	87,089	2,347	1,315	88,120	-	88,120
Study Abroad	AGC	R	-	19,719	-	-	-	19,719	531	296	19,955	-	19,955
Success in Nursing	SCH	P	60,000	76,555	-	-	-	76,555	4,126	1,148	79,533	-	79,533
Sugimoto Foundation	SCH	G	-	2,500	-	-	-	2,500	-	-	2,500	-	2,500
Sun & IPBWS Sch	SCH	P	20,000	28,229	-	-	-	28,229	1,522	423	29,327	-	29,327
Tabe	AGC	R	-	16,679	-	53	-	16,731	451	250	16,932	-	16,932
Tony & Clara Fellow	SCH	P	10,000	10,480	-	-	-	10,480	565	157	10,888	-	10,888
Theater Arts	AGC	R	-	1,654	-	-	-	1,654	-	25	1,629	-	1,629
Third Party Scholarships	SCH	S	-	48,429	-	65,285	50,498	63,216	-	-	63,216	-	63,216
Thomson Student Excellenc	SCH	G	-	2,500	-	-	-	2,500	-	-	2,500	-	2,500
Margaret D. Tinley Memorial Scholarship	SCH	P	-	-	-	49,129	-	49,129	2,688	-	51,817	-	51,817
Treasure Little Children	SCH	S	-	1,655	-	-	-	1,655	-	-	1,655	-	1,655
Thomas Mallory	SCH	P	10,000	18,645	-	-	-	18,645	1,005	280	19,370	-	19,370
Board of Trust Fac Awrd	AGC	R	-	1,603	-	-	-	1,603	-	24	1,579	-	1,579
Tiana Sanders #24 Sch	SCH	R	-	2,300	-	50	-	2,350	-	35	2,316	-	2,316
Tom Shatford Art	SCH	P	33,800	43,479	-	-	-	43,479	2,344	652	45,171	-	45,171
TVR	AGC	R	-	1,212	-	-	-	1,212	-	18	1,194	-	1,194
United Charity Foundation	SCH	R	-	27,971	-	-	-	27,971	754	420	28,305	-	28,305
United for Vets	AGC	S	-	104,119	-	-	-	104,119	-	-	104,119	-	104,119
Upward Bound Agency	AGC	R	-	16	-	-	-	16	-	0	15	-	15
US History Scholarship	SCH	P	10,000	13,842	-	-	-	13,842	746	208	14,381	-	14,381
Van Brunt	SFA	P	38,750	94,587	-	-	-	94,587	5,098	1,419	98,267	-	98,267
Vince Hughes Memorial	SCH	P	25,000	38,443	-	-	-	38,443	2,072	577	39,938	-	39,938
Visual Arts General Fund	AGC	R	-	46,954	-	10	-	46,964	1,266	704	47,525	-	47,525
Vergil & Opal Jones Fund	SCH	P	9,892	9,293	-	-	-	9,293	501	139	9,654	-	9,654
Vosloh Mem	SFA	P	3,500	4,804	-	-	-	4,804	259	72	4,991	-	4,991
Vosloh Reg	SFA	P	4,338	6,118	-	-	-	6,118	330	92	6,356	-	6,356
Vosloh Voc	SFA	P	2,000	2,539	-	-	-	2,539	137	38	2,638	-	2,638
Verna S Roberts Scholar	SCH	R	-	5,628	-	-	-	5,628	-	84	5,543	-	5,543
Wall of Fame/COC	AGC	P	126,977	203,614	-	200	-	203,814	10,986	3,054	211,745	-	211,745
William Bair Memorial	SCH	P	6,300	18,344	-	-	-	18,344	989	275	19,058	-	19,058
Whitney Blake Manings	SCH	P	30,026	31,591	-	-	-	31,591	1,703	474	32,820	-	32,820
Welding Program	AGC	R	-	1,093	-	-	-	1,093	-	16	1,077	-	1,077
Wells Fargo Sch	SCH	G	-	6,000	-	-	-	6,000	-	-	6,000	-	6,000

Pasadena City College Foundation
Fund Report
September 30, 2020

			YTD	Contributions	Distributions		Investment	Fee Increase/		Fund		
	Principal	Market	Transfers	Received	Paid		Gain/Loss	(Decrease)	Ending	Fund		
	Balance	Balance	7/1/2020 -	7/1/2020 -	7/1/2020 -	Sub Total	7/1/2020 -	7/1/2020 -	Balance	Net of		
	9/30/2020	6/30/2020	9/30/2020	9/30/2020	9/30/2020		9/30/2020	9/30/2020	9/30/2020	Pledges		
										Receivable		
										Receivable		
William & Holly Hawkins	SCH G	-	2,500	-	-	2,500	-	-	2,500	-	2,500	
Wilbur Jacobs	SCH P	10,000	10,613	-	-	10,613	572	159	11,026	-	11,026	
William Lindquist	AGC P	200,500	286,583	-	-	286,583	15,447	4,299	297,732	-	297,732	
Wayne Loell	SCH P	20,000	40,245	-	-	40,245	2,169	604	41,810	-	41,810	
Writers in Residence	AGC R	-	24,956	-	-	23,456	632	374	23,713	-	23,713	
Whitney Rydbeck Award	SCH P	13,948	16,028	-	-	16,028	864	240	16,652	-	16,652	
Walter Shatford Mem	SCH P	35,060	63,074	-	500	63,574	3,427	946	66,055	-	66,055	
Zillgitt Fashion Inv	SCH P	13,075	61,754	-	-	61,754	3,329	926	64,157	-	64,157	
Zillgitt Nursing	SCH P	29,308	65,057	-	-	65,057	3,507	976	67,587	-	67,587	
Unrestricted		-	3,763,027	-	363,705	97,501	4,029,231	206,310	-	4,235,542	259,100	3,976,442
		16,527,348	31,786,488	-	829,298	232,452	32,383,335	1,380,381	350,047	33,413,668	2,569,207	30,844,461

Pasadena City College Foundation
Pledges Receivable
September 30, 2020

<u>Total Pledged</u>	<u>Pledge Balance as of 7/31/20</u>	<u>Pledge Balance as of 8/31/20</u>	<u>Pledge Balance as of 9/30/20</u>	<u>Fund</u>
150,000	50,000	50,000	50,000	Berger Found-CDC GR
10,000	6,159	5,992	5,825	Child Development Center
50,000	30,000	30,000	30,000	Cliu
5,000,000	1,574,999	1,574,999	1,574,999	Found-Endowment
8,000	4,000	4,000	4,000	Gertmenian Culinary
16,667	12,500	12,500	12,500	IMPACT-Arts
2,500	1,250	1,250	1,250	IMPACT-Arts
75,000	30,000	30,000	30,000	IMPACT-CTE
5,000	2,000	2,000	1,000	IMPACT-CTE
16,667	12,500	12,500	12,500	IMPACT-CTE
15,000	6,000	6,000	6,000	IMPACT-Scholarships
2,500	1,500	1,000	1,000	IMPACT-Scholarships
25,000	15,000	15,000	15,000	IMPACT-Scholarships
10,000	6,000	6,000	6,000	IMPACT-Scholarships
10,000	5,000	5,000	5,000	IMPACT-Scholarships
2,500	1,500	1,500	1,500	IMPACT-Scholarships
25,000	11,000	11,000	11,000	JackScottSCH
11,000	4,400	4,400	4,400	Kossler
16,667	12,500	12,500	12,500	Moon
10,000	2,500	2,500	2,500	Opera Program Fund
5,000	575	575	575	PCC Retirees Association
25,000	8,000	8,000	8,000	PCC Retirees Association
10,000	8,000	8,000	8,000	PCC Retirees Association Scholarship Fund
750,000	150,000	150,000	150,000	Posey Loan for PCC Nursing Students
300,000	99,982	99,982	99,982	Rfreeman
10,000	6,000	6,000	6,000	Smadison
40,000	16,000	16,000	16,000	Unrestricted
30,000	20,000	20,000	20,000	Unrestricted
5,000	2,000	2,000	2,000	Unrestricted
75,000	10,000	10,000	10,000	Unrestricted
15,000	4,350	4,350	4,350	Unrestricted
5,000	2,000	2,000	2,000	Unrestricted
25,000	10,000	10,000	10,000	Unrestricted
5,000	3,167	3,083	3,000	Unrestricted
10,000	6,000	6,000	6,000	Unrestricted
2,500	1,750	1,750	1,750	Unrestricted
6,000	4,000	4,000	4,000	Unrestricted
300,000	180,000	180,000	180,000	Unrestricted
250,000	250,000	250,000	250,000	Unrestricted
5,000	575	575	575	Vets
\$ 7,389,500	\$ 2,571,207	\$ 2,570,457	\$ 2,569,206	

Pasadena City College Foundation
Net Income Allocation
September 30, 2020

Investment Income

1,380,381

Project Description			Balance net of	Allocable Base	Income	%
			Pledges Receivable		Allocation	
African American Hert End	AGC	P	85,703	85,703	4,690	0.34%
Asian Pacific Heritage	AGC	P	102,304	102,304	5,598	0.41%
Foundation Endowment Fund	AGC	P	1,848,593	1,848,593	101,159	7.33%
Hixon Teacher Prep	AGC	P	1,074,285	1,074,285	58,787	4.26%
Latino Chicano Herit	AGC	P	132,719	132,719	7,263	0.53%
Latino's Scholars Fund	AGC	P	389,936	389,936	21,338	1.55%
Lula Claire Parmley Fund	AGC	P	132,536	132,536	7,253	0.53%
Nursing Kaiser Grant	AGC	P	37,168	37,168	2,034	0.15%
Pamela Girard Art	AGC	P	105,121	105,121	5,752	0.42%
Risser Award	AGC	P	30,191	30,191	1,652	0.12%
Schild Fund	AGC	P	38,983	38,983	2,133	0.15%
Stan Gray Athletic Zone	AGC	P	89,067	89,067	4,874	0.35%
Wall of Fame/COC	AGC	P	200,759	200,759	10,986	0.80%
William Lindquist	AGC	P	282,285	282,285	15,447	1.12%
			4,549,652	4,549,652	248,967	
A. Geuvjehizian	SCH	P	56,525	56,525	3,093	0.22%
Anne Jaqueline Kelly Scholarship for Photography	SCH	P	55,276	55,276	3,025	0.22%
Alan & Sheila Lamson Scholarship	SCH	P	28,624	28,624	1,566	0.11%
Allen & Louise Almon	SCH	P	25,913	25,913	1,418	0.10%
Ann Marsh Northern Trst	SCH	P	11,039	11,039	604	0.04%
Art Ryon	SCH	P	21,016	21,016	1,150	0.08%
ASB Ethnic Studies	SCH	P	10,658	10,658	583	0.04%
Academic Senate	SCH	P	291,573	291,573	15,956	1.16%
Alan and Sheila Lamson Emergency	SCH	P	11,000	11,000	602	0.04%
Alyce & Spud Williamson	SCH	P	27,109	27,109	1,483	0.11%
Bill & Brenda Galloway	SCH	P	28,060	28,060	1,535	0.11%
HerbertEleanor Blackhall	SCH	P	643,751	643,751	35,228	2.55%
Boone/Fetter Family	SCH	P	26,619	26,619	1,457	0.11%
Bill & Judy Opel Fund	SCH	P	10,084	10,084	552	0.04%
Capital Guardian Trust	SCH	P	27,751	27,751	1,519	0.11%
Christine Bilicki Mem	SCH	P	71,410	71,410	3,908	0.28%
Chemistry Fund	SCH	P	31,684	31,684	1,734	0.13%
Clifford Swan Invest	SCH	P	22,988	22,988	1,258	0.09%
Carol Liu Sch	SCH	P	27,404	27,404	1,500	0.11%
Jack & Frances Courtney Fund	SCH	P	71,827	71,827	3,931	0.28%
Dorothy and Elmo Falcinella Scholarship	SCH	P	37,172	37,172	2,034	0.15%
Dorothy Gantvoort Sch Fd	SCH	P	171,917	171,917	9,408	0.68%
Dorvin & Betty Leis Fam	SCH	P	112,896	112,896	6,178	0.45%
Eric Seger Memorial	SCH	P	4,658	4,658	255	0.02%
Edwin Van Amringe Geo	SCH	P	96,363	96,363	5,273	0.38%
Freshmen Scholarship	SCH	P	28,021	28,021	1,533	0.11%
Helen Drake Smetz	SCH	P	88,993	88,993	4,870	0.35%
Henry Hwang	SCH	P	10,771	10,771	589	0.04%
Hirai Japanese Sch	SCH	P	29,866	29,866	1,634	0.12%
Earl Holder Scholarship	SCH	P	28,079	28,079	1,537	0.11%
Huang Future Teachers	SCH	P	32,887	32,887	1,800	0.13%
Isabel Anderson Photography	SCH	P	26,565	26,565	1,454	0.11%
Italian American	SCH	P	48,749	48,749	2,668	0.19%
John Crowe	SCH	P	5,839	5,839	320	0.02%
James Dupriest Memorial	SCH	P	49,148	49,148	2,689	0.19%
James Galbraith Journal	SCH	P	286,973	286,973	15,704	1.14%
James Galbraith Speech	SCH	P	261,779	261,779	14,325	1.04%
Jeanette Getty Jones	SCH	P	13,040	13,040	714	0.05%
John S Gregory Memorial Scholarship	SCH	P	33,909	33,909	1,856	0.13%
Jim Hulgan Awards	SCH	P	11,343	11,343	621	0.04%

Project Description			Balance net of		Income	%
			Pledges Receivable	Allocable Base	Allocation	
Jimmy McLain Scholarship	SCH	P	30,981	30,981	1,695	0.12%
Jollie Scholarship	SCH	P	28,399	28,399	1,554	0.11%
Jack Scott Scholarship	SCH	P	14,187	14,187	776	0.06%
Kossler Scholarship	SCH	P	51,316	51,316	2,808	0.20%
Kovacs Art	SCH	P	10,910	10,910	597	0.04%
LAC Tutor Scholarship	SCH	P	28,935	28,935	1,583	0.11%
Lola Howard Scholarship	SCH	P	6,541	6,541	358	0.03%
Marti Bekey Sch Fund	SCH	P	56,851	56,851	3,111	0.23%
Maria Fernandez Memorial	SCH	P	35,031	35,031	1,917	0.14%
Miller Fund	SCH	P	661,775	661,775	36,214	2.62%
Malcolm Lumby	SCH	P	204,152	204,152	11,172	0.81%
Monira Qutubuddin	SCH	P	17,050	17,050	933	0.07%
Marjorie L. Spigle	SCH	P	48,663	48,663	2,663	0.19%
Mary Uchiyama Scholarship	SCH	P	52,374	52,374	2,866	0.21%
Navarro & Padilla	SCH	P	35,620	35,620	1,949	0.14%
PCC Retirees Scholarship	SCH	P	109,150	109,150	5,973	0.43%
Philip G Cornelius Award Excellence in Ceramics	SCH	P	14,555	14,555	797	0.06%
Pejoumand Family Scholarship	SCH	P	10,460	10,460	572	0.04%
Paul Kilian	SCH	P	30,478	30,478	1,668	0.12%
Peggy Phelps	SCH	P	82,318	82,318	4,505	0.33%
QSO Club	SCH	P	7,919	7,919	433	0.03%
Roy Coats Lions Club	SCH	P	28,995	28,995	1,587	0.11%
Roberta Cole Nursing	SCH	P	9,918	9,918	543	0.04%
Renee Copeland Memorial	SCH	P	5,999	5,999	328	0.02%
Raymond P. Davis	SCH	P	12,736	12,736	697	0.05%
Robert Haugh	SCH	P	48,989	48,989	2,681	0.19%
Robert Westerbeck	SCH	P	5,115,821	5,115,821	279,950	20.28%
Sarni Family Foundation	SCH	P	12,138	12,138	664	0.05%
Schow Foundation Art	SCH	P	75,659	75,659	4,140	0.30%
Sharp Seating Co	SCH	P	23,104	23,104	1,264	0.09%
Shav Glilck	SCH	P	30,426	30,426	1,665	0.12%
Steve Madison	SCH	P	6,425	6,425	352	0.03%
Sumie Nakano Scho Fund	SCH	P	12,047	12,047	659	0.05%
Sidney Orloff	SCH	P	7,041	7,041	385	0.03%
Speech Scholarship	SCH	P	27,213	27,213	1,489	0.11%
St. Lukes Nursing	SCH	P	10,308	10,308	564	0.04%
Success in Nursing	SCH	P	75,407	75,407	4,126	0.30%
Sun & IPBWS Sch	SCH	P	27,805	27,805	1,522	0.11%
Tony & Clara Fellow	SCH	P	10,323	10,323	565	0.04%
Margaret D. Tinley Memorial Scholarship	SCH	P	49,129	49,129	2,688	0.19%
Thomas Mallory	SCH	P	18,365	18,365	1,005	0.07%
Tom Shatford Art	SCH	P	42,827	42,827	2,344	0.17%
US History Scholarship	SCH	P	13,635	13,635	746	0.05%
Vince Hughes Memorial	SCH	P	37,866	37,866	2,072	0.15%
Vergil & Opal Jones Fund	SCH	P	9,153	9,153	501	0.04%
William Bair Memorial	SCH	P	18,069	18,069	989	0.07%
Whitney Blake Manings	SCH	P	31,117	31,117	1,703	0.12%
Wilbur Jacobs	SCH	P	10,454	10,454	572	0.04%
Wayne Loell	SCH	P	39,641	39,641	2,169	0.16%
Whitney Rydbeck Award	SCH	P	15,788	15,788	864	0.06%
Walter Shatford Mem	SCH	P	62,628	62,628	3,427	0.25%
Zillgitt Fashion Inv	SCH	P	60,828	60,828	3,329	0.24%
Zillgitt Nursing	SCH	P	64,081	64,081	3,507	0.25%
A. Mothershed	SFA	P	15,394	15,394	842	0.06%
Ashley Fund	SFA	P	26,109	26,109	1,429	0.10%
Audre Stong	SFA	P	7,465	7,465	409	0.03%
Bissiri Fd	SFA	P	182,724	182,724	9,999	0.72%
Broadcast	SFA	P	48,573	48,573	2,658	0.19%
Bugelli Schol	SFA	P	6,984	6,984	382	0.03%

Project Description			Balance net of		Income		%
			Pledges Receivable	Allocable Base	Allocation		
Burch Schol Fd	SFA	P	70,528	70,528	3,859		0.28%
Cannon	SFA	P	344,337	344,337	18,843		1.37%
Clara Giddings	SFA	P	9,513	9,513	521		0.04%
C. Hartsough	SFA	P	8,302	8,302	454		0.03%
Corcoran Mem	SFA	P	16,752	16,752	917		0.07%
Cordelius	SFA	P	33,477	33,477	1,832		0.13%
C. Robbins	SFA	P	220,317	220,317	12,056		0.87%
Decker Mem	SFA	P	2,430	2,430	133		0.01%
E. Jensen	SFA	P	393,918	393,918	21,556		1.56%
Edna Plummer	SFA	P	24,668	24,668	1,350		0.10%
Facto Mem Fd	SFA	P	4,049	4,049	222		0.02%
Farrer Mem Fd	SFA	P	246,385	246,385	13,483		0.98%
Fastabend Von Brpckdorf	SFA	P	206,909	206,909	11,323		0.82%
Graphic Arts	SFA	P	2,754	2,754	151		0.01%
Geraldine Webb	SFA	P	70,489	70,489	3,857		0.28%
Hammond/Vander Veen	SFA	P	17,591	17,591	963		0.07%
Harold Hansen	SFA	P	7,608	7,608	416		0.03%
Horrell Family	SFA	P	21,070	21,070	1,153		0.08%
Isabel Frazee	SFA	P	2,984	2,984	163		0.01%
Int'l Students	SFA	P	21,228	21,228	1,162		0.08%
Janle Long & Marion Murphy	SFA	P	4,916	4,916	269		0.02%
Joe Morgan	SFA	P	6,410	6,410	351		0.03%
James O'Mara	SFA	P	14,579	14,579	798		0.06%
Jackie Robinson	SFA	P	6,304	6,304	345		0.02%
John Sullivan	SFA	P	1,429	1,429	78		0.01%
Kester Mem'L	SFA	P	31,814	31,814	1,741		0.13%
Kathleen Loly	SFA	P	70,639	70,639	3,866		0.28%
K. Thomas	SFA	P	40,856	40,856	2,236		0.16%
Lukehart Hilt	SFA	P	2,614	2,614	143		0.01%
Marvin Fd	SFA	P	155,560	155,560	8,513		0.62%
Michillinda Womens Club	SFA	P	75,405	75,405	4,126		0.30%
Mitchell Mem	SFA	P	57,316	57,316	3,136		0.23%
Mitchell Prof	SFA	P	100,114	100,114	5,478		0.40%
Mohs Perform	SFA	P	31,042	31,042	1,699		0.12%
Michael Orr	SFA	P	5,937	5,937	325		0.02%
Merrill Poore	SFA	P	34,053	34,053	1,863		0.13%
Nancy Wyker	SFA	P	1,770,677	1,770,677	96,896		7.02%
Pasadena Hear	SFA	P	26,625	26,625	1,457		0.11%
Pasadena Medical	SFA	P	16,165	16,165	885		0.06%
Peter Ryan	SFA	P	20,953	20,953	1,147		0.08%
Putnam Schol	SFA	P	20,150	20,150	1,103		0.08%
Ralph Bernays	SFA	P	56,829	56,829	3,110		0.23%
R. Browning	SFA	P	3,909	3,909	214		0.02%
Reg Nursing	SFA	P	12,437	12,437	681		0.05%
Ralph Hallman	SFA	P	9,863	9,863	540		0.04%
R.S. Handley	SFA	P	2,304	2,304	126		0.01%
SFA General Fund	SFA	P	316,116	316,116	17,299		1.25%
Shackelford	SFA	P	1,694	1,694	93		0.01%
Slater	SFA	P	280,014	280,014	15,323		1.11%
Van Brunt	SFA	P	93,169	93,169	5,098		0.37%
Vosloh Mem	SFA	P	4,732	4,732	259		0.02%
Vosloh Reg	SFA	P	6,026	6,026	330		0.02%
Vosloh Voc	SFA	P	2,501	2,501	137		0.01%
			15,726,594	15,726,594	860,596		
Abram Fund	AGC	R	5,148	-	-		
African American Hert Prg	AGC	R	17,819	8,909	488		0.04%
Alumni Association	AGC	R	11,949	5,974	327		0.02%
Armenian Fund	AGC	R	5,164	-	-		

Project Description		Balance net of Pledges Receivable	Allocable Base	Income Allocation	%
Art Gallery	AGC R	329	-	-	
Academic Senate General	AGC R	4,435	-	-	
Ashland Prog	AGC R	3,977	-	-	
Asian Pacific American	AGC R	9,140	-	-	
Astronomy Prog	AGC R	25,275	12,637	692	0.05%
Athletic Division	AGC R	7,690	-	-	
Auto. Associates	AGC R	16,945	8,472	464	0.03%
Harold & Lola Benson Fund	AGC R	127,090	63,545	3,477	0.25%
Bonnie Ledyard Jewelry	AGC R	6,922	-	-	
Business Division	AGC R	11,954	5,976	327	0.02%
Christine Bilicki Ach Aw	AGC R	49,664	24,832	1,359	0.10%
Ceramics Prog	AGC R	21,646	10,823	592	0.04%
Child Development Center	AGC R	18,948	9,474	518	0.04%
Chinese Language Prog	AGC R	2,634	-	-	
Cinema Prog	AGC R	31,249	15,624	855	0.06%
Computer Info Systems	AGC R	17,404	8,701	476	0.03%
Dance	AGC R	234	-	-	
Dental Assisting	AGC R	5,465	-	-	
Dental Associates	AGC R	428	-	-	
Dental Equipment	AGC R	2,549	-	-	
Dental Hygiene Assoc	AGC R	2,607	-	-	
Dental Lab Tech	AGC R	2,983	-	-	
Dental Prog	AGC R	962	-	-	
Digital Arts	AGC R	2,321	-	-	
Disaster Relief	AGC R	527	-	-	
DSPS Holiday	AGC R	597	-	-	
Educational Acc. Grant	AGC R	12,243	6,121	335	0.02%
Eric Hood Memorial	AGC R	13,113	6,556	359	0.03%
Engineering & Technology	AGC R	1,591	-	-	
English Division	AGC R	30,134	15,066	824	0.06%
Exp. of Teach Math & Phy Facilities	AGC R	56,183	28,091	1,537	0.11%
	AGC R	41,218	20,609	1,128	0.08%
Fine & Commercial Arts	AGC R	9	-	-	
Food Pantry	AGC R	26,514	13,257	725	0.05%
Foothill Campus	AGC R	14,423	7,211	395	0.03%
Friends of Foster Care	AGC R	1,407	-	-	
Foundation Operating Fund	AGC R	7,813	-	-	
Friends of Library	AGC R	1,289	-	-	
Graduation Fund	AGC R	2,444	-	-	
Health Science	AGC R	(78)	-	-	
Italian Studies	AGC R	774	-	-	
Jeanette Mann Foster Youth Resource Center	AGC R	5,430	-	-	
Jeanne Ward Goldmann	AGC R	315	-	-	
Kinesiology, Health & Athl	AGC R	7,618	-	-	
Jerry and Terri Kohl	AGC R	40,794	20,397	1,116	0.08%
Katie Peters Memorial	AGC R	29,073	14,536	795	0.06%
Lady Lancers	AGC R	(19)	-	-	
Lancer Radio	AGC R	3,038	-	-	
Lancers for Life	AGC R	(174)	-	-	
Landscaping the Future	AGC R	1,492	-	-	
Languages General	AGC R	484	-	-	
Latino Community Leaders	AGC R	4,320	-	-	
Learning Communities	AGC R	1,658	-	-	
Library General	AGC R	7,119	-	-	
Major Gifts	AGC R	(300,000)	-	-	
Mathematics General	AGC R	37,685	18,842	1,031	0.07%
Media Center	AGC R	1,044	-	-	
Major Gifts Arts	AGC R	15,973	7,986	437	0.03%
Major Gifts Athletics	AGC R	935	-	-	

Project Description			Balance net of	Allocable Base	Income	%
			Pledges Receivable		Allocation	
Major Gifts Career & Tech Education	AGC	R	17,847	8,923	488	0.04%
Million Meals Marathon	AGC	R	1,715	-	-	
Music Department	AGC	R	2,282	-	-	
Nasa PSA	AGC	R	538	-	-	
Natural Sciences	AGC	R	124,340	62,169	3,402	0.25%
Nursing General	AGC	R	6,254	-	-	
Opera Prog.	AGC	R	17,587	8,793	481	0.03%
Friends of Parent Edu	AGC	R	25,301	12,650	692	0.05%
Pass Food Voucher Prog	AGC	R	1,604	-	-	
PCC/Huntington Memorial	AGC	R	29,489	14,744	807	0.06%
PCC Small Business Dev	AGC	R	16,029	8,014	439	0.03%
Pele Project	AGC	R	3,081	-	-	
Performing & Comm	AGC	R	1,250	-	-	
Physical Sciences Gen	AGC	R	2,458	-	-	
Piano Fund	AGC	R	454,751	227,375	12,442	0.90%
Piano Program	AGC	R	49,487	24,743	1,354	0.10%
Pres Afric Amer Adv Comm	AGC	R	387	-	-	
Printing Program	AGC	R	1,978	-	-	
Quake Safe	AGC	R	144	-	-	
Radiology Technology	AGC	R	10,901	5,450	298	0.02%
Rapid Response	AGC	R	16,810	8,404	460	0.03%
Rosabelle Fetty Fund	AGC	R	53,160	26,579	1,454	0.11%
Robert G Freeman Center	AGC	R	200,720	100,360	5,492	0.40%
Ross Reed Organ	AGC	R	6,245	-	-	
Screen Printing	AGC	R	1,528	-	-	
Social Sci. General Fund	AGC	R	8,678	-	-	
SouthBay Workforce	AGC	R	(97)	-	-	
Spanish Theatre Group	AGC	R	726	-	-	
Special Projects	AGC	R	8,753	-	-	
Steinbeck Country	AGC	R	776	-	-	
Student Health Center	AGC	R	2,316	-	-	
Student Sculpture Prog	AGC	R	1,429	-	-	
Student Services	AGC	R	4,503	-	-	
Students in Need	AGC	R	-	-	-	
Study Abroad	AGC	R	19,423	9,711	531	0.04%
Tabc	AGC	R	16,481	8,240	451	0.03%
Theater Arts	AGC	R	1,629	-	-	
Board of Trust Fac Awrd	AGC	R	1,579	-	-	
TVR	AGC	R	1,194	-	-	
Upward Bound Agency	AGC	R	15	-	-	
Visual Arts General Fund	AGC	R	46,259	23,129	1,266	0.09%
Welding Program	AGC	R	1,077	-	-	
Writers in Residence	AGC	R	23,082	11,540	631	0.05%
			1,663,623	894,463	48,947	
Alice Corey Fund	SCH	R	62	-	-	
Anthony Georgilas	SCH	R	40	-	-	
Anthropology	SCH	R	100	-	-	
Art History	SCH	R	6,922	-	-	
Asian American Pac IIndr	SCH	R	5,562	-	-	
Bruce Carter	SCH	R	69,746	34,872	1,908	0.14%
Dr. Barbara Latham Excellence in Nursing Award	SCH	R	11,212	5,605	307	0.02%
Bright Futures	SCH	R	5,159	-	-	
Ben Rude Linguistic	SCH	R	21,655	10,827	592	0.04%
Charles Coleman Griffith	SCH	R	1,733	-	-	
Clarine Dunigan Memorial	SCH	R	1,458	-	-	
Chuck Harrington Scholar	SCH	R	585	-	-	
Cliff Lance Const. Sch	SCH	R	88	-	-	
Claudette Renner	SCH	R	11	-	-	

Project Description		Balance net of Pledges Receivable	Allocable Base	Income Allocation	%
Classified Senate	SCH R	4,859	-	-	
Culinary Arts Program	SCH R	2,152	-	-	
Donald R. Hight Sch	SCH R	6,184	-	-	
America Dream Keepers	SCH R	-	-	-	
Don Richardson Memorial	SCH R	97	-	-	
Electrical Technology	SCH R	0	-	-	
Eng Div Retired Fac Sch	SCH R	1,000	-	-	
English Div Scholarship	SCH R	15,693	7,846	429	0.03%
Excellence in Ceramics	SCH R	267	-	-	
Flea Market Student Leadership	SCH R	1,970	-	-	
Flea Market Various Scholarships	SCH R	5,221	-	-	
Flea Market Volunteerism	SCH R	(4,000)	-	-	
Gomar E. Cool	SCH R	6,001	-	-	
Health Sciences Scholarship	SCH R	207	-	-	
Heartfield Scholarship	SCH R	2,318	-	-	
Herb & Elayne Scholarship	SCH R	1,413	-	-	
Judith Greenlee	SCH R	6,556	-	-	
Jim Stevens Scholars Fund	SCH R	627	-	-	
Keith Miller Scholarship	SCH R	3,478	-	-	
Languages Scholarships	SCH R	8,280	-	-	
Leo Atencio Memorial Sch	SCH R	0	-	-	
Latino Advisory Comm Sch	SCH R	1,612	-	-	
Lawrence R Baker	SCH R	501	-	-	
Liu/Cheney Scholarship	SCH R	40	-	-	
Y PangLiu/V Spaulding Mem	SCH R	4,311	-	-	
Lee Moyene Mark Inv	SCH R	13,653	6,826	374	0.03%
Lorenza Quintero Carrera	SCH R	1,834	-	-	
Lois & William Ramey	SCH R	-	-	-	
Major Gifts Scholarships	SCH R	49,103	24,551	1,343	0.10%
Mark Lacter Scholarship	SCH R	974	-	-	
Moon Family Scholarship Fund	SCH R	4,019	-	-	
NAQP Graphics Arts	SCH R	479	-	-	
Nursing General Sch	SCH R	80,097	40,048	2,192	0.16%
Octavia Butler	SCH R	99	-	-	
Orgullo Scholarship	SCH R	646	-	-	
PCC Pride Coalition	SCH R	2,110	-	-	
PCC Promise Program Scholarship	SCH R	985	-	-	
Pasadena Community Foundation Scholars	SCH R	58,072	29,036	1,589	0.12%
Physics 1A & 1B	SCH R	4,560	-	-	
Physical Sciences Sch	SCH R	2,519	-	-	
Print Industry	SCH R	283	-	-	
Puente Project	SCH R	22,179	11,089	607	0.04%
Religious Studies	SCH R	2,250	-	-	
Retirees Association	SCH R	10,841	5,420	297	0.02%
PCC Retirees Emergency	SCH R	493	-	-	
Suzanne Bravendar Paint	SCH R	963	-	-	
Scholarship General	SCH R	82,959	41,479	2,270	0.16%
Shelly Gaskin Book Voucher Fund	SCH R	20,176	10,087	552	0.04%
Stan Hobert Memorial	SCH R	312	-	-	
Stroud Family Child Dev.	SCH R	612	-	-	
Student Success Scholar	SCH R	85,773	42,886	2,347	0.17%
Tiana Sanders #24 Sch	SCH R	2,316	-	-	
United Charity Foundation	SCH R	27,551	13,775	754	0.05%
Verna S Roberts Scholar	SCH R	5,543	-	-	
		674,520	284,347	15,560	
Osher Alexander Family	Sch P	15,302			
Osher Asian Pacific American	SCH P	22,002			

Project Description			Balance net of Pledges Receivable	Allocable Base	Income Allocation	%
Osher Honor of Bill Calfas	SCH	P	38,253			
Osher Elton C Davis Mem Sch	SCH	P	15,902			
Osher Fnd Endowment KPCC	SCH	P	401,952			
Osher D & S Gertmenian Sch	SCH	P	15,302			
Osher J Jen & N L C Chang Sch	SCH	P	15,302			
Osher Misc	SCH	P	9,367			
Osher D Mitoma & M Inouye Sch	SCH	P	14,702			
Osher R Westerbeck Perfm Art	SCH	P	290,794			
Osher PCC Retirees' Assoc	SCH	P	16,676			
Osher Scholarship	SCH	P	15,413			
Osher Jack Scott Scholarship	SCH	P	27,483			
Osher K&R Sugimoto FamTrst	SCH	P	69,155			
Osher R Westerbeck Visual Med	SCH	P	285,994			
Osher R Westerbeck Sch	SCH	P	564,489			
Osher G Yee & Dr M Kao Memo	SCH	P	16,502			
Osher T Yizhao & Y C Chang	SCH	P	15,302			
Osher Zillgitt Fashion	SCH	P	133,318			
Osher Zillgitt Nursing	SCH	P	124,518			
			2,107,728	-	-	
Art Assoc Capital Camp	AGC	S	95,134			
Fund for Veterans Edu	AGC	S	23,621			-
United for Vets	AGC	S	104,119			
Annual Scholarship Fund	SCH	S	32,599			
Boone Achievement Award	SCH	S	17,994			
Gertmenian Culinary Program Sch	SCH	S	5,894			
Italian American	SCH	S	13,126			
Posey Institutional Loan Program for PCC Nursing St	SLN	S	100,000			-
Posey Nursing Scholarship	SCH	S	44,224			
Third Party Scholarships	SCH	S	63,216			
Treasure Little Children	SCH	S	1,655			
			501,584	-	-	
Art Alliance	GNT	R	13,297			
Berger Foundation Grant	GNT	R	90,774			
Economic Workforce Development	GNT	R	15,425			
Nursing & Dent. Jameson	GNT	R	3,648			
Jameson Foundation STEM Coding Project	GNT	R	25,000			
Jameson Veteran Students	GNT	R	25,000			
Latinx STEM Scholar	GNT	R	160,000			
MWD Water Quality	GNT	R	725			
Parsons Grant	GNT	R	3,282			
Petersen	GNT	R	73,299			
Robert Sprague Scholarship	GNT	R	10,000			
			420,450	-	-	
Eleven Twenty Seven Found	SCH	G	2,500			-
Emcor Sch	SCH	G	5,000			-
Eric Sheng Huang Memorial	SCH	G	2,750			-
Fletcher Jones Sch	SCH	G	2,500			-
Harry Montgomery	SCH	G	5,000			-
Hotel Constance	SCH	G	5,000			-
J Aspberger & C Adams	SCH	G	2,500			-
Michael D Antonovich	SCH	G	2,500			-
Robert Brough	SCH	G	6,000			-
Sandi Mejia Sch	SCH	G	2,548			-
Sugimoto Foundation	SCH	G	2,500			-
Thomson Student Excellenc	SCH	G	2,500			-

Project Description		Balance net of Pledges Receivable	Allocable Base	Income Allocation	%
Wells Fargo Sch	SCH G	6,000		-	
William & Holly Hawkins	SCH G	2,500		-	
		49,798	-	-	
Unrestricted	UNR U	3,770,131	3,770,131	206,310	14.95%
		3,770,131	3,770,131	206,310	
Total		29,464,080	25,225,187	1,380,381	100.00%
PCC Investment Pool					
Unrestricted		3,770,131	3,770,131	206,310	3,976,442
Restricted <\$10k - Not Participating		(19,532)			(19,532)
Restricted >\$10k - 50% Participating		2,357,675	1,178,810	64,507	2,422,182
Permanent - 100% Participating		20,276,246	20,276,246	1,109,563	21,385,809
Grants - Not Participating		420,450			420,450
Funds outside normal investment guideline		551,382			551,382
Osher Funds - Not Participating		2,107,728			2,107,728
Total		29,464,080	25,225,187	1,380,381	\$ 30,844,460

Theoretical Cash	2,131,165	0
Theoretical Investments	26,605,568	
Osher Funds	2,107,728	
Actual Cash	861,997	
Theoretical Cash	2,131,165	
Difference	(1,269,168)	

**Pasadena City College Foundation
Check Register
September 30, 2020**

Date	Number	Payee	Amount	Reference	Fund	Account
9/2/20	62194	Pasadena City College	\$98,257.00	Scholarships paid in July 2020	Various Funds	Scholarships
9/30/20	62233	Pasadena City College	75,228.00	Scholarships August 2020	Various Funds	Scholarships
9/30/20	62233	Pasadena City College	34,645.83	Foundation Personnel August 2020	Unrestricted	Salaries
9/9/20	62202	Chelsea Philanthropy	6,250.00	Consulting fee August 2020	Unrestricted	Major Gifts Operational
9/2/20	62195	Patricia Pejoumand	5,835.00	Accounting Fees Jul 16-31 2020	Unrestricted	Accounting Fees
9/17/20	62215	Patricia Pejoumand	5,835.00	Accounting Fees 8/1-8/15/20	Unrestricted	Accounting Fees
9/30/20	62234	Patricia Pejoumand	5,835.00	Accounting fees 8/16-8/31 2020	Unrestricted	Accounting Fees
9/30/20	62231	Kyle Gelz	2,525.00	Content + social media	Unrestricted	Newsletter & Annual Report
9/2/20	62200	Shinyoung Cho	2,500.00	Excellence in Foreign language Spanish	Fastabend Von Brpckdorf-SFA-P	Scholarships
9/17/20	62214	Kyle Gelz	2,417.00	Content + social media	Unrestricted	Newsletter & Annual Report
9/30/20	62242	Wendy Lucko	1,997.31	Reimburse laptop purchase	Auto. Associates-AGC-R	Agency
9/23/20	62225	Kate Clavijo	1,832.00	Reimburse PCF Scholars emergency assistance	Pasadena Community Foundation Scholars-SCH-R	Scholarships
9/9/20	62206	Trailcampro	1,640.00	Browning Sterile Pro X estimate #51756	Natural Sciences-AGC-R	Agency
9/30/20	Debit	Target	1,400.00	student gift cards	Petersen -GNT-R	Scholarships
9/2/20	62193	Kyle Gelz	1,391.00	Content + Social Media	Unrestricted	Newsletter & Annual Report
9/30/20	Debit	Walmart	1,250.00	Student gift cards	Petersen -GNT-R	Scholarships
9/28/20	Debit	CASE	1,120.00	Conference Registration	Unrestricted	Conference and Seminar
9/2/20	62193	Kyle Gelz	1,083.00	Content Bank	Unrestricted	Newsletter & Annual Report
9/17/20	62218	Arpine Ogunmtyan	1,000.00	AGS Transfer Scholar Fall Spring 2020	Scholarship General-SCH-R	Scholarships
9/17/20	62220	Gideon Gaiter	1,000.00	Veterans Transfer Scholar Fall Spring 2020	Fund for Veterans Edu-AGC-S	Scholarships
9/17/20	62222	Ismael Guzman	1,000.00	Veterans Transfer Scholar Fall Spring 2020	Fund for Veterans Edu-AGC-S	Scholarships
9/17/20	62221	Irene Lin	1,000.00	AGS Transfer Scholar Fall Spring 2020	Scholarship General-SCH-R	Scholarships
9/17/20	62219	Duc Vu	1,000.00	AGS Transfer Scholar Fall Spring 2020	Scholarship General-SCH-R	Scholarships
9/2/20	62199	Kaylin Tran	1,000.00	Dean's Honors Scholar	Academic Senate-SCH-P	Scholarships
9/2/20	62197	Brian Fang	1,000.00	Academic Senate Scholar	Academic Senate-SCH-P	Scholarships
9/2/20	62201	Tiffany Husman	1,000.00	Academic Senate Scholar	Academic Senate-SCH-P	Scholarships
9/9/20	62213	Marilyn Martinez	1,000.00	Academic Senate Scholar	Academic Senate-SCH-P	Scholarships
9/2/20	62191	Colleen Nanno	875.00	Reimburse recertification fees	Major Gifts Career & Tech Education-AGC-R	Agency
9/2/20	62194	Pasadena City College	842.57	Foundation Salaries & Benefits July 2020	Unrestricted	Salaries
9/17/20	62215	Patricia Pejoumand	835.00	Accounting Fees 07/2020 retroactive	Unrestricted	Accounting Fees
9/9/20	62204	Pasadena Promos	628.00	Stoles for Desi American Graduation	Asian Pacific American-AGC-R	Agency
9/24/20	Debit	Apple	622.55	Biotech Boone (partial order)	Boone Achievement Award-SCH-S	Scholarships
9/23/20	62226	Regency Management Inc.	500.00	Rent payment for student Alejandra Diaz	Pasadena Community Foundation Scholars-SCH-R	Scholarships
9/23/20	62228	Hao Peng	500.00	Veterans Transfer Scholar Replace void ck#62223	Fund for Veterans Edu-AGC-S	Scholarships
9/23/20	62230	Maria Rebeca Quintana Mc	500.00	Alpha Gamma Scholar	Scholarship General-SCH-R	Scholarships
9/21/20	Debit	Navajo County Treasurer	405.32	Shackelford property tax	Shackelford-SFA-P	Agency
9/17/20	Debit	Gift Card Granny	390.15	Student egift cards Retirees ceremony	Unrestricted	Discretionary Fund
9/28/20	Debit	Target	390.00	Student gift cards	Food Pantry-AGC-R	Agency
9/23/20	62224	Dr. Calvin Warren	300.00	Guest speaker Fall 2020 Retreat	English Division-AGC-R	Agency
9/25/20	Debit	Snapgene	295.00	Biotch Boone Award	Boone Achievement Award-SCH-S	Scholarships
9/8/20	Debit	Target	270.00	Student gift cards	Food Pantry-AGC-R	Agency
9/9/20	62207	Trevor Htoon	250.00	Loly Scholar	Kathleen Loly-SFA-P	Scholarships
9/21/20	Debit	Donor Relations Guru	250.00	Workshop fees Dolores	Unrestricted	Conference and Seminar

Pasadena City College Foundation
Check Register
September 30, 2020

Date	Number	Payee	Amount	Reference	Fund	Account
9/2/20	62194	Pasadena City College	250.00	Student trustee scholarship	Scholarship General-SCH-R	Scholarships
9/30/20	62233	Pasadena City College	250.00	Student Trustee Scholar August 2020	Scholarship General-SCH-R	Scholarships
9/17/20	62217	Rebeca Gomez	242.84	Reimburse yoga class fees Boone scholar	Boone Achievement Award-SCH-S	Scholarships
9/9/20	62203	De Lage Landen Financial	223.13	Copier Lease September 2020	Unrestricted	Photocopier Lease
9/9/20	62210	C.C.C.F.C.A.	200.00	PCC Membership dues	Athletic Division-AGC-R	Agency
9/9/20	62209	Okun Loritz, LLP	197.50	Promisory Note edit	Unrestricted	Legal Fees
9/30/20	62232	Okun Loritz, LLP	197.50	Brief Legal Research re Applicability of Education	Unrestricted	Legal Fees
9/9/20	62212	Donald Loewel	150.00	Reimburse Flywheel PCC SBDC Venture site	PCC Small Business Dev-AGC-R	Agency
9/30/20	62243	Registry of Charitable Trus	150.00	Form RRF-1 2016-2017	Unrestricted	Taxes
9/23/20	62229	Karen Zacatelco	141.11	Reimburse school supplies	Bright Futures-SCH-R	Scholarships
9/2/20	62196	Aarathi Venkatachalam	125.00	Reimburse testing fee Boone Award	Boone Achievement Award-SCH-S	Scholarships
9/14/20	Debit	Target	120.00	Student gift cards	Food Pantry-AGC-R	Scholarships
9/22/20	Debit	1800Baskets	118.09	Get well basket for Dr. Bell	Unrestricted	Discretionary Fund
9/22/20	Debit	1800Baskets	110.36	Get well basket for Victoria Bell	Unrestricted	Discretionary Fund
9/2/20	62192	Follett	100.00	STARS Student Books Cynthia Gallardo	Petersen -GNT-R	Scholarships
9/17/20	62216	Ramon Cano Cristobal	89.98	Reimburse Spectrum payment	Pasadena Community Foundation Scholars-SCH-R	Scholarships
9/17/20	Debit	Ready Refresh	78.89		Unrestricted	Office Supplies
9/17/20	Debit	Ready Refresh	78.89	Office water service	Unrestricted	Office Supplies
9/9/20	62211	Vanessa Lerma	70.00	Emergency funding for STARS foster youth	Petersen -GNT-R	Scholarships
9/28/20	Debit	Amazon	50.00	Gift cards EOPS students	Petersen -GNT-R	Agency
9/21/20	Debit	Cash Management Fee	45.00		Unrestricted	Bank Fees
9/25/20	Debit	Amazon	38.40	Biotech Boone Award	Boone Achievement Award-SCH-S	Scholarships
9/23/20	62227	Victor Ramos	20.00	Reimburse fingerprint fees for Education course	Hixon Teacher Prep-AGC-P	Scholarships
			<u>\$270,941.42</u>			

**AD HOC INVESTMENT COMMITTEE
PASADENA CITY COLLEGE FOUNDATION
Tuesday, October 13, 2020
4:00 p.m.**

**Zoom Conference <https://cccconfer.zoom.us/j/98640763328>
1324 E. Green Street, Pasadena, California 91106**

The Sub-Committee of the Finance and Investment Committee of the Pasadena City College Foundation met on Tuesday, October 13, 2020, via Zoom conference, Pasadena City College, 1324 E. Green St., Pasadena, California 91106.

I. CALL TO ORDER, ATTENDANCE

The meeting was called to order at 4:03 p.m. by Mr. Wade Winter.

Members Present

Mr. Jon Fuhrman
Mr. Bill Krantz
Mr. Michael Mitchell
Mr. Jim Sarni
Mr. Lonnie Schield
Mr. Wade Winter

Foundation Staff Present

Ms. Bobbi Abram, Executive Director
Ms. Ocie Kara-Simonyan, Admin Assistant II

I. Call to Order & Purpose of the Subcommittee

Wade Winter, Chair of the Finance & Investment Committee called the subcommittee to order at 4:03. Mr. Winter brought the committee's attention to the PCC Foundation's Statement of Investment and Spending Policy. He indicated that the policy had been approved in 2012 and amended in 2013 and that it was time to review the policy.

II. Discussion of Goals and Strategies

Jim Sarni suggested that the subcommittee not focus on current return but that the subcommittee identify (1) What do we want? (2) How do we define success? Specifically, how would we define it differently now than when the policy was first developed. From those discussions, then we should invite our current fund managers, Clifford Swan, to sit down with us and discuss how to develop a new policy statement. We might ask Clifford Swan, "If we were to start over with a blank slate, what would you suggest we develop as an investment philosophy"?

We want to prepare ourselves for a deep dive discussion into capital market expectations. These discussions would then inform decision-making about (1) Selection of Asset classes (2) Targets and (3) Ranges and help us develop a new policy statement.

Mr. Fuhrman also suggested that we have a discussion about the Foundation's risk tolerance level. How "risk averse" do we want to be? How do we define it?

III. Next Steps

Mr. Winter encouraged the committee members to review the current PCC Policy statement along with the extra samples from other community colleges that were distributed with the agenda. He suggested the committee meet again to discuss. Then, in a follow up meeting, invite Clifford Swan representatives for a discussion. Ms. Abram indicated minutes would be taken at the subcommittee and put into the next Finance & Investment Committee packet. Foundation Office staff will set up another meeting in two weeks.

IV. The meeting adjourned at 4:45pm