

## 5Q's with PCC Spring 2026

Project Title: **5 Q's with PCC - Spring 2026**

Survey Audience: **23363**

Responses Received: **2197**

Response Ratio: **9.40%**

### Introduction

The Spring 2026 5Q's with PCC survey focused on student employment, caregiving responsibilities, and how these obligations may affect students' ability to engage fully in their coursework. The 5 Q's survey is designed to provide a brief snapshot of a specific area of the student experience. This topic was selected because work and caregiving responsibilities are important parts of many students' lives, but they are not always captured in traditional student success data.

The survey was distributed to 23,363 students and received 2,197 responses, for a response rate of 9.40%. The results provide useful insight into the competing responsibilities many PCC students manage while attending college.

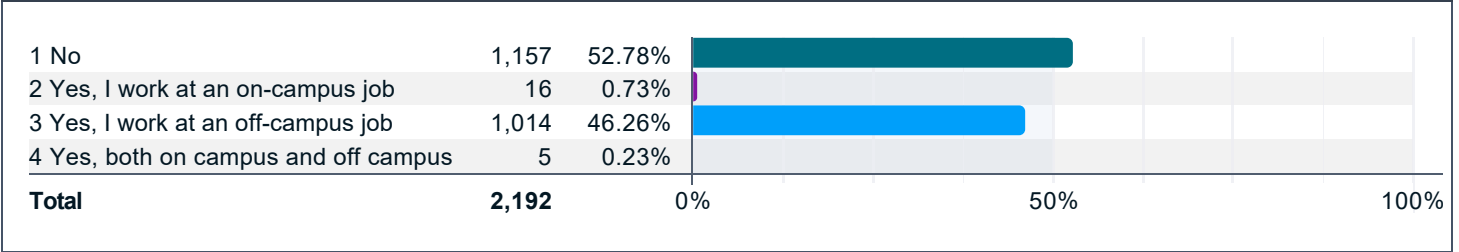
### Summary of the Data

The results show that employment is common among PCC students. Nearly half of respondents reported working while attending PCC, with most employed students working off campus. Among students who were not employed, many had either applied for a job in the past six months or were interested in working.

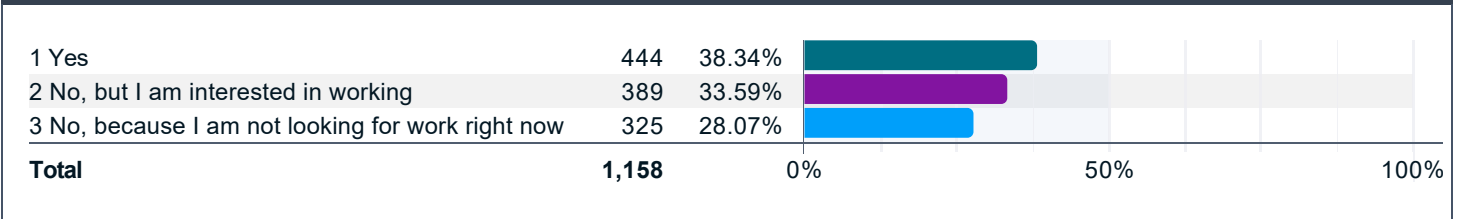
Work hours were substantial for many employed students. More than one-third reported working 31 or more hours per week, and nearly 59% reported working more than 20 hours per week. Caregiving was also a factor for many respondents, with students reporting responsibilities for children, parents, siblings, grandparents, other family members, or household members.

Nearly half of respondents said work and/or caregiving responsibilities affected their ability to engage in coursework at least somewhat. The supports students identified most often were more online or hybrid courses, more flexible class schedules, additional financial aid or emergency grants, and more understanding or flexibility from instructors. Overall, the findings point to the importance of flexibility, financial support, and student-centered practices that recognize the realities of students' lives outside the classroom.

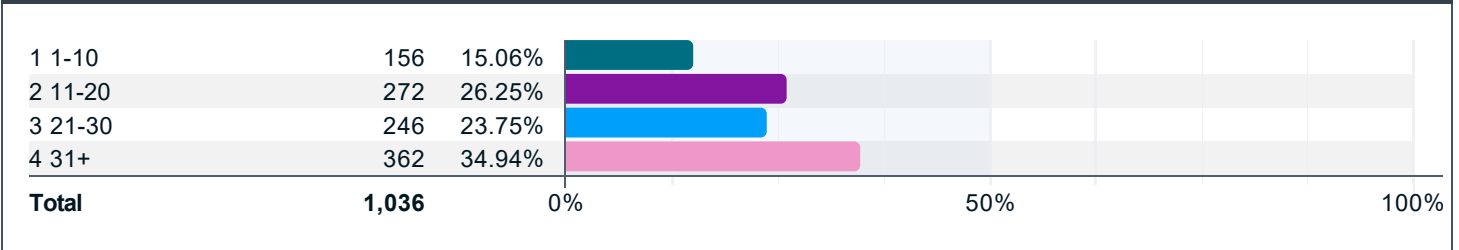
**Chart 1: Are you currently employed while attending PCC?**



**Chart 2: If you are not currently employed, have you applied for a job in the past 6 months?**



**Chart 3: On average, about how many hours per week do you work for pay?**



**Chart 5: Who do you provide caregiving for**

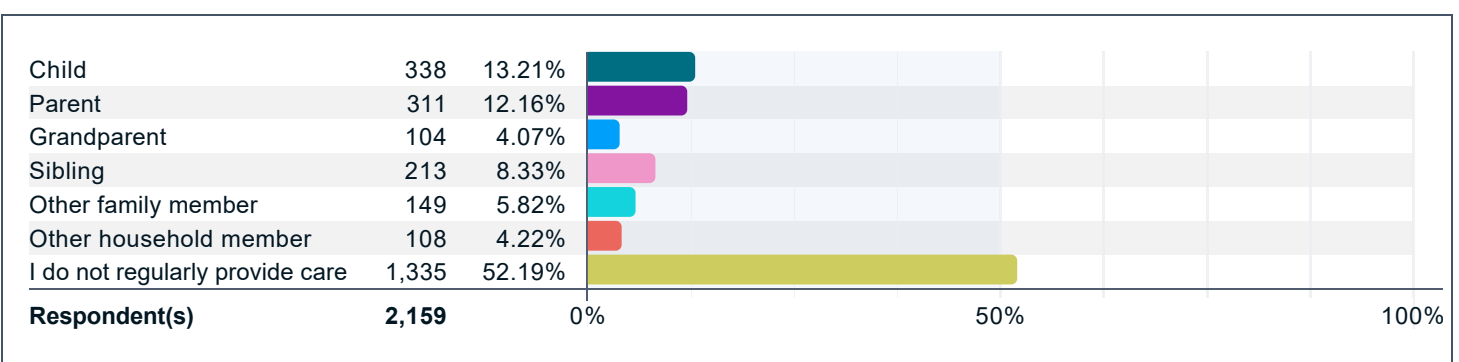


Chart 6: To what extent do work and/or caregiving responsibilities affect your ability to fully engage in your coursework?

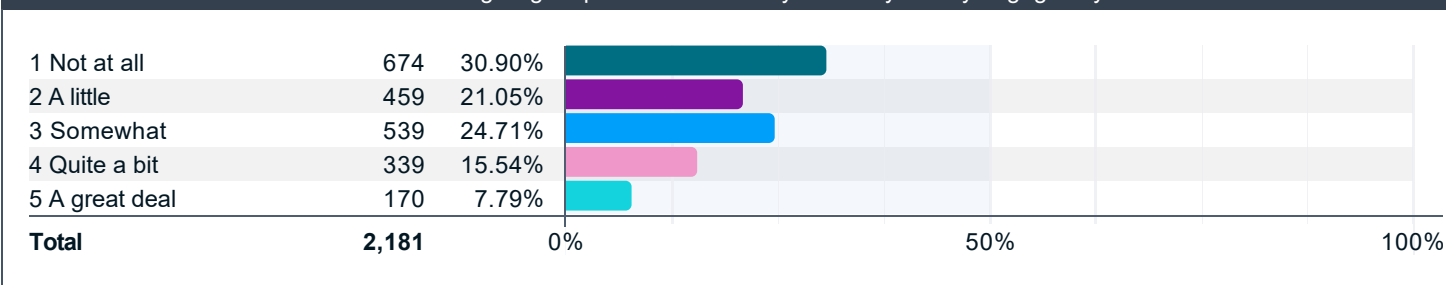


Chart 7: Which of the following would help you most in balancing school, work, and caregiving responsibilities? Select up to three.

