



Return to Campus for Fall 2021

Project Title: **Return to Campus**

Survey Audience: **24033**

Responses Received: **5084**

Response Ratio: **21.15%**

Respondent Distribution		
Ethnicity	Count	Response Percentage
African American/Black	156	3.1%
Asian	1398	27.5%
Latino	2457	48.3%
Pacific Islander	7	0.1%
White	793	15.6%
Unknown	273	5.4%
	5084	100.0%

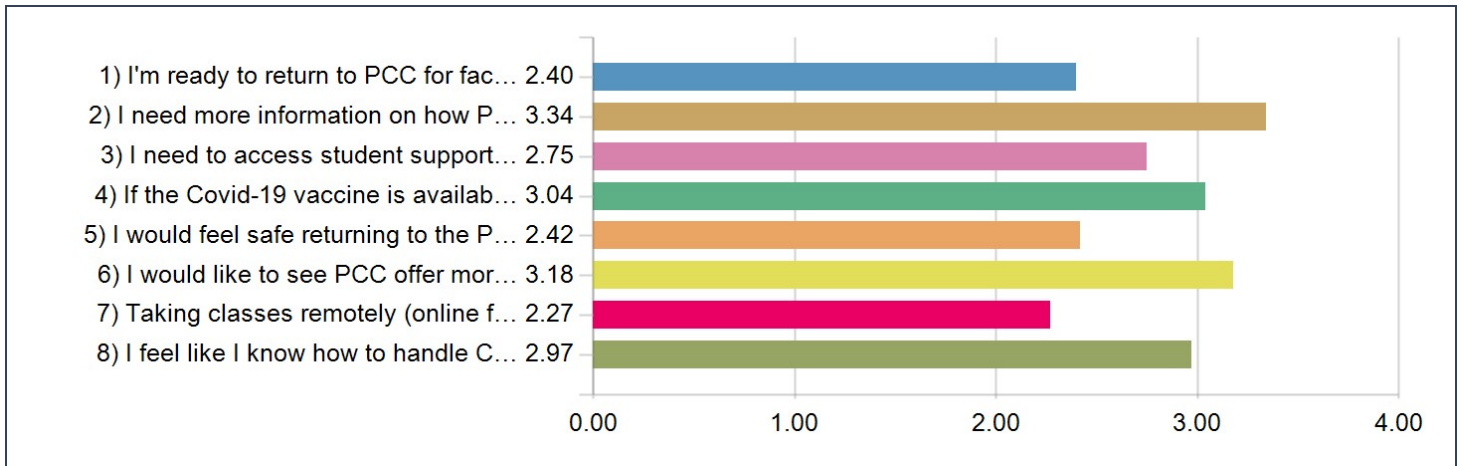
Respondent Distribution		
Gender	Count	Response Percentage
Female	3328	65.5%
Male	1693	33.3%
Not reported	63	1.2%

Respondent Distribution		
Age Group	Count	Response Percentage
19 and under	1364	26.8%
20-24	1787	35.1%
25-49	1744	34.3%
50+	189	3.7%

Prepared by: **Crystal Kollross**

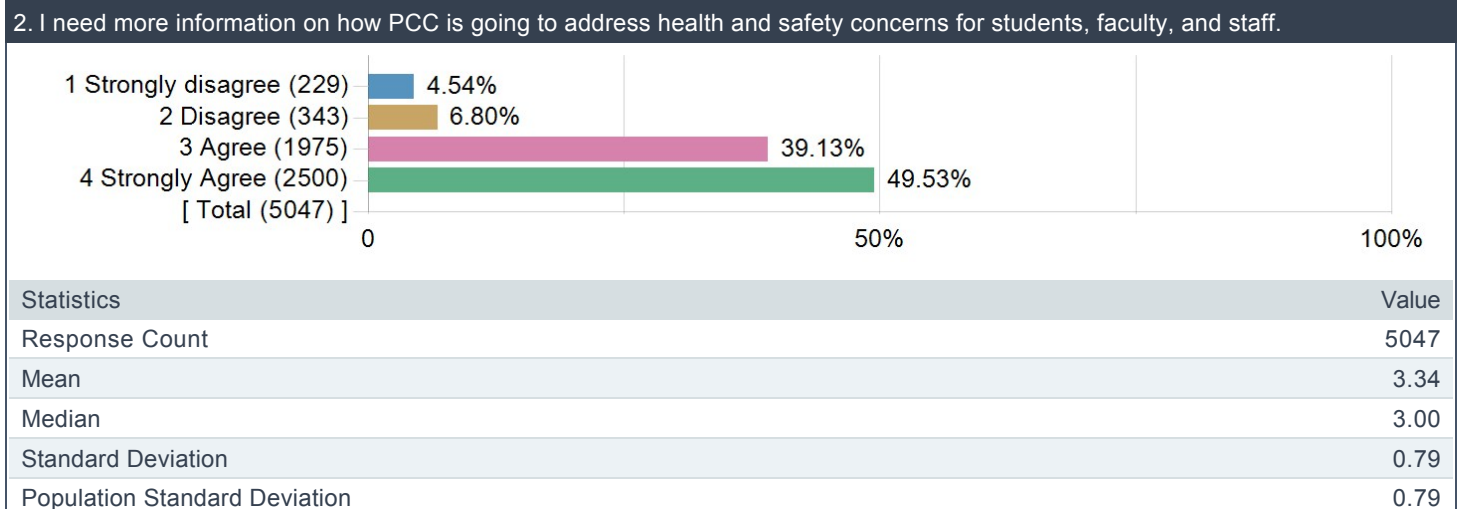
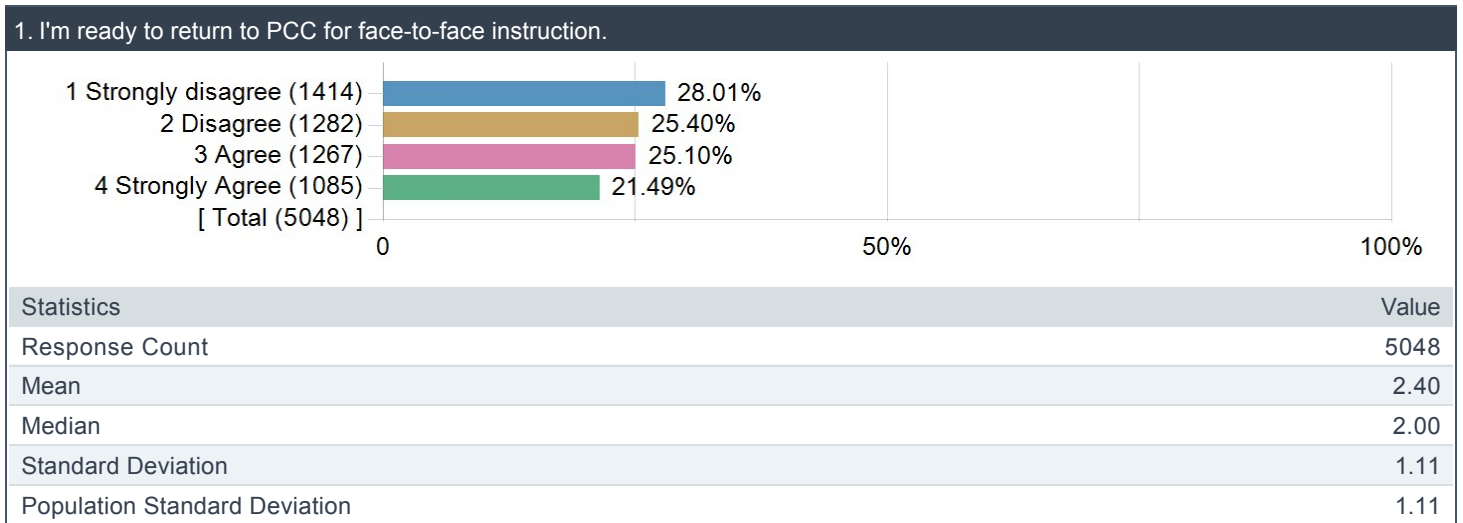
Creation Date: **Wednesday, June 16, 2021**

Please tell us how much you agree or disagree with the following statements/questions.

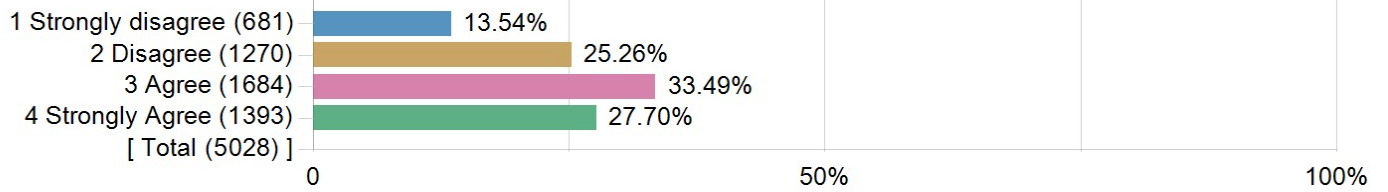


Please tell us how much you agree or disagree with the following statements/questions.

Competency Statistics	Value
Mean	2.80
Median	3.00
Standard Deviation	1.05

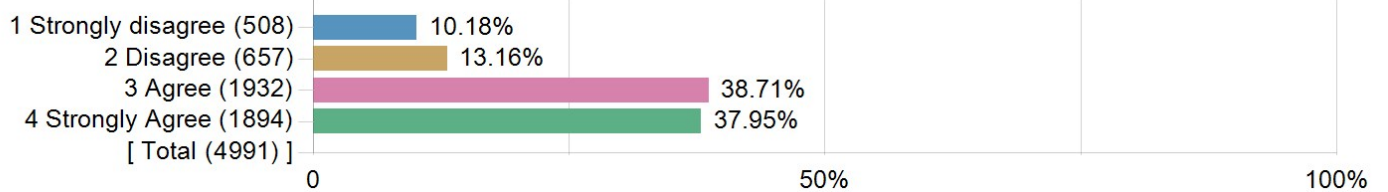


3. I need to access student support services face-to-face. (Library, Counseling, Financial Aid, etc.)



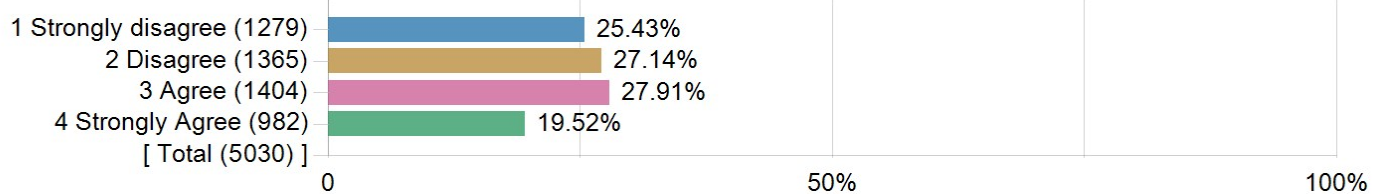
Statistics	Value
Response Count	5028
Mean	2.75
Median	3.00
Standard Deviation	1.01
Population Standard Deviation	1.01

4. If the Covid-19 vaccine is available at PCC, I would get it.



Statistics	Value
Response Count	4991
Mean	3.04
Median	3.00
Standard Deviation	0.96
Population Standard Deviation	0.96

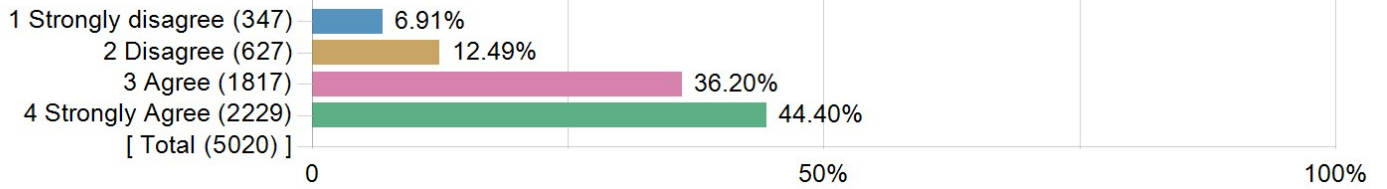
5. I would feel safe returning to the PCC campus for classes.



Statistics	Value
Response Count	5030
Mean	2.42
Median	2.00
Standard Deviation	1.07
Population Standard Deviation	1.07

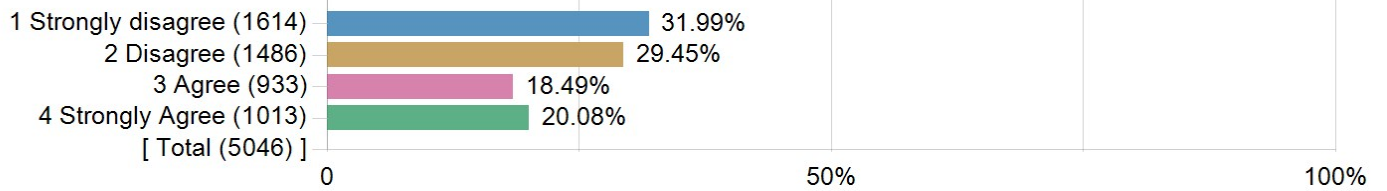
Please tell us how much you agree or disagree with the following statements/questions. (continued)

6. I would like to see PCC offer more Hybrid classes (face-to-face and online combined).



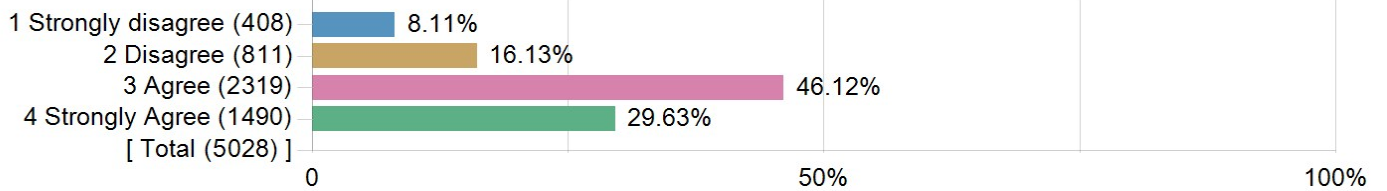
Statistics	Value
Response Count	5020
Mean	3.18
Median	3.00
Standard Deviation	0.90
Population Standard Deviation	0.90

7. Taking classes remotely (online format) has been difficult for me.



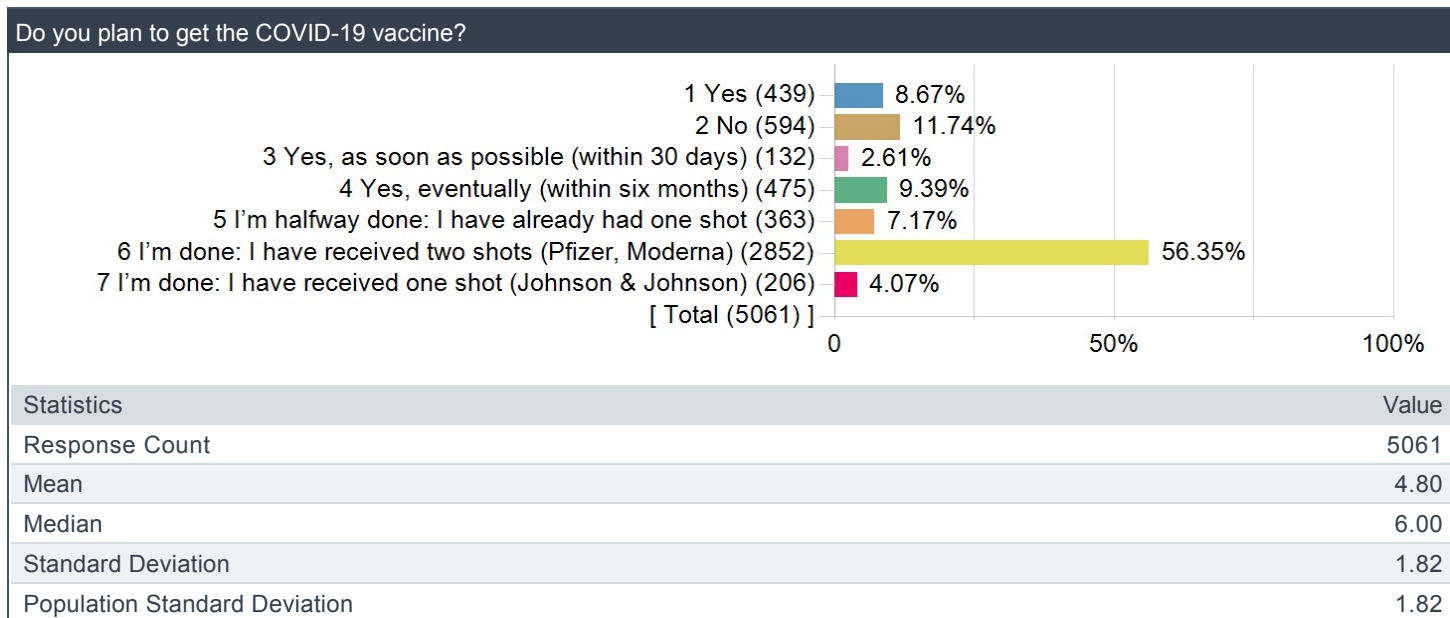
Statistics	Value
Response Count	5046
Mean	2.27
Median	2.00
Standard Deviation	1.11
Population Standard Deviation	1.11

8. I feel like I know how to handle COVID-19 risks.

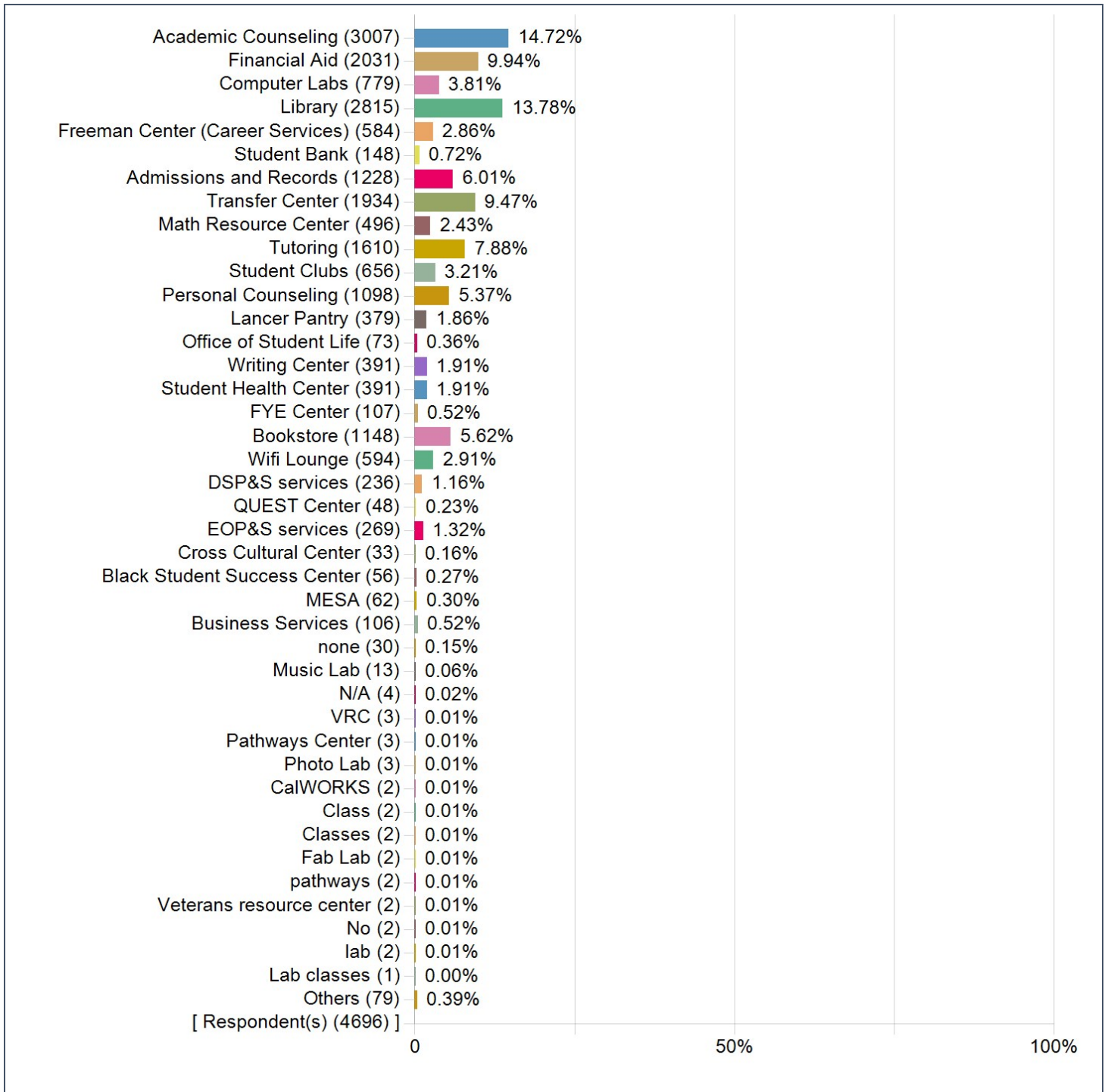


Statistics	Value
Response Count	5028
Mean	2.97
Median	3.00
Standard Deviation	0.88
Population Standard Deviation	0.88

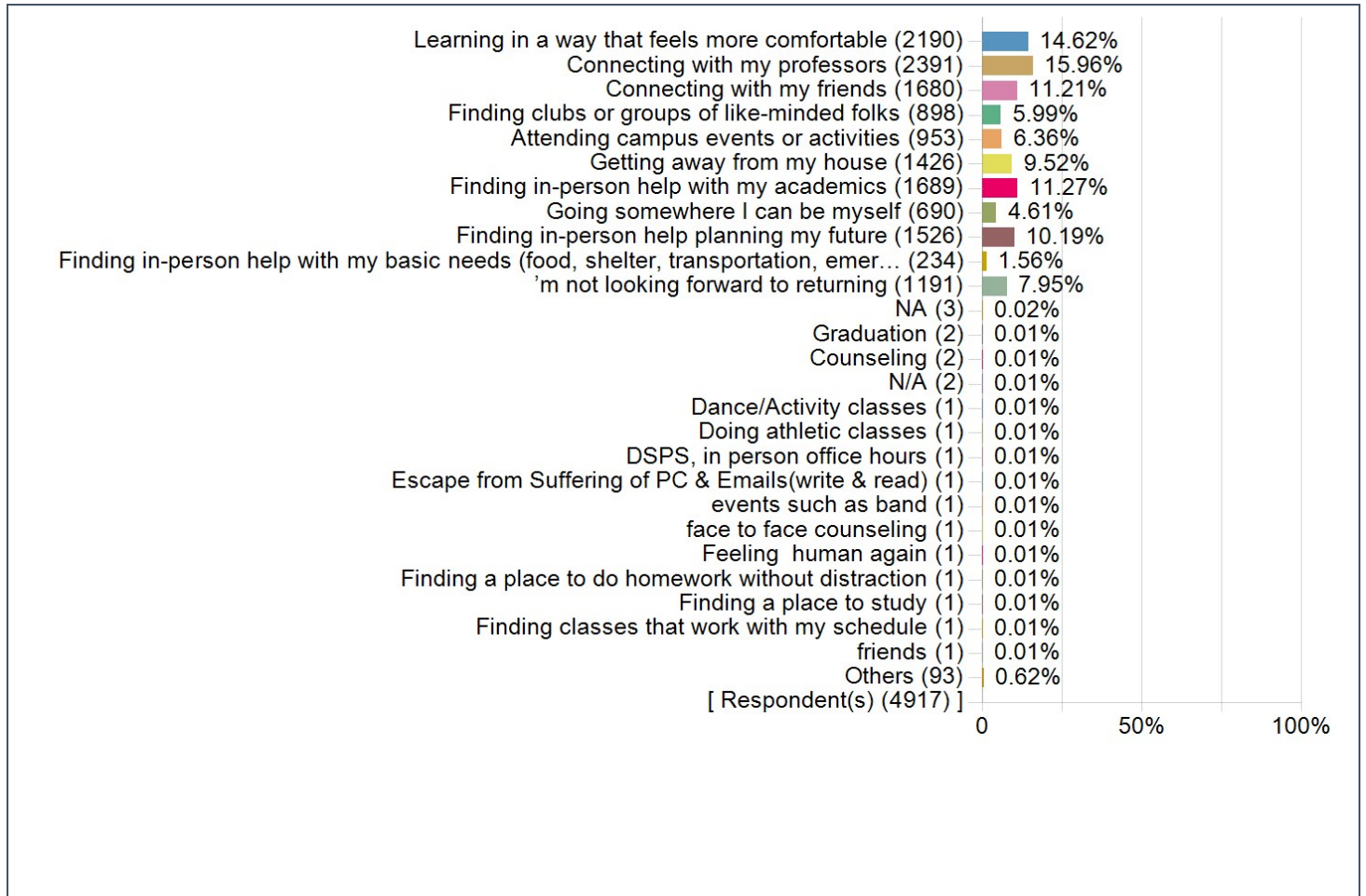
Do you plan to get the COVID-19 vaccine?



Choose the top 5 student services you would like to access face-to-face.



What three things are you looking forward to the most when the time is right to return to campus?



Demographic breakout for select questions

Q1. I'm ready to return to PCC for face-to-face instruction			Population	
Ethnicity	Positive	Negative	Positive	Negative
African American/Black	47%	53%	47%	53%
Asian	40%	60%		
Latino	50%	50%		
Pacific Islander	43%	57%		
White	50%	50%		
Unknown	46%	54%		

Q4. If the Covid-19 vaccine is available at PCC, I would get it.			Population	
Ethnicity	Positive	Negative	Positive	Negative
African American/Black	62.7%	37.0%	76.7%	23.8%
Asian	81.6%	18.4%		
Latino	76.4%	23.6%		
Pacific Islander	57.2%	42.9%		
White	71.1%	28.9%		
Unknown	78.1%	31.9%		

Q5. I would feel safe returning to the PCC campus for classes			Population	
Ethnicity	Positive	Negative	Positive	Negative
African American/Black	57.7%	42.3%	47.4%	52.6%
Asian	37.7%	62.3%		
Latino	50.5%	49.6%		
Pacific Islander	42.9%	57.1%		
White	53.9%	46.1%		
Unknown	45.9%	54.1%		

Q7. Taking Classes remotely (online format) has been difficult for me.			Population	
Ethnicity	Positive	Negative	Positive	Negative
African American/Black	39%	61%	39%	61%
Asian	31%	69%		
Latino	44%	56%		
Pacific Islander	14%	86%		
White	35%	65%		
Unknown	33%	67%		

Q9. Do you plan to get the Covid-19 vaccine?	Overall	AA/Black	Asian	Latino	Pacific Islander	White	Unknown
Yes	8.7%	11.5%	9.5%	8.0%	0.0%	7.1%	13.6%
No	11.7%	25.0%	6.0%	12.9%	28.6%	14.5%	14.7%
Yes, as soon as possible (withing 30 days)	2.6%	1.9%	3.0%	2.5%	0.0%	2.3%	2.9%
Yes, eventually (within six months)	9.4%	9.6%	8.0%	10.1%	0.0%	8.3%	13.2%
I'm halfway done: I already have one shot	7.2%	10.3%	7.7%	7.0%	14.3%	5.7%	8.1%
I'm done: I have received two shots (Pfizer, Moderna)	56.4%	37.2%	61.3%	55.7%	57.1%	57.8%	43.8%
I'm done: I have received one shot (Johnson & Johnson)	4.1%	4.5%	4.6%	3.7%	0.0%	4.3%	3.7%